


inspirations



interior design **id** | beauty
durability
sensitivity®



steps to choosing the right colours & finishes



choosing the perfect colour for you

Whatever it is that inspires your colour choice, there is the perfect colour shade waiting for you in the Wattyl Colour Designer range.

Head in-store and select from a wide range of colour chips or view our unique online Colour Designer from the comfort of your own home.



testing your colour

To make sure that you have selected the perfect colour for your walls, always test it using a Wattyl Colour Designer sample pot. Paint your colour out on a large piece of paper or cardboard. Then test it under different lighting conditions and against your accessories, furniture and other wall colours to ensure you have made the right selection.



choosing the right product

Wattyl Interior Design has a selection of products to suit the different requirements of each room in your home. Whether you need a tough, extra durable product for your trims and doors, or a beautiful subtle matt finish for your feature wall. Choose from the extensive range of finishes in our range: Contemporary Matt, Luxury Low Sheen and Silky Satin.

Test your colours

Printed colour can differ from the actual paint colour, so for a true colour match collect Wattyl colour chips in-store. For best results, brush out the colour from a sample pot.



Welcome to Watty Inspirations, filled with ideas, styles, colours and textures to inspire and guide you in creating the perfect colour schemes for your own home.



achieving a designer look

Choosing the perfect colour combination for your home is one of your most important decorating decisions.

Colour can completely transform not only the look, but also the mood of your room. Often we draw inspiration from our favourite things, whether it is a piece of artwork, a cherished ornament, a place or even a special piece of clothing.

We have put together a collection of our favourite colour schemes for each room in the house. Each palette includes some of the elements behind it's inspiration and we will show you how to achieve that look using colours from the Watty Colour Designer system.

Some experienced decorators also share their inspirations for using colour to create a winning look.

Seductress
C61w / B120-G


Alta Sierra
A43w / H090-A

Chalkdust
C1w / E030-B



See page 11





Paris Skies
D84w / C280-A

Athens
A30w / D310-B

Titanium White
E10w / E090-A

living rooms



Living areas are the main hub of our home and the rooms where we spend most of our time entertaining and relaxing, so make sure that your living area reflects your taste and your personality.

If you have a relaxed style, then use light to mid tone colours with bright or textured accents in your cushions or accessories. If you are looking for a more formal style, try dark colours such as navy or deep charcoal, or alternatively a soft white or neutral colour scheme.

Find colour inspiration from a favourite rug, a piece of artwork or fabric in your room and draw out your colour scheme from there.






Moraine Lake
E33w / D250-C

Cool Mirage
A32w / G040-C

Calcium
D11w / E080-A



Russet Pear
B25w / G080-B

Urban Grey
A72w / G040-B

Wattyl White
A0w / E070-A



“I chose the bold shade of Russet Pear in my lounge and dining room. It is a gorgeous colour that works so well with my collection of black and white photography. Wattyl White was the perfect complement to use on the remaining walls.”



Warm Shiraz
D27w / H050-C

Quaker White
E7w / E060-A

Fossilised
A82w / J040-C

living rooms

Feature walls are a great way to inject colour into your living areas. Choose a wall that is a focal point when you enter the room. Soft reds and purple shades create a warm, friendly space and work well with warm whites and natural green accents.



“The deep purple tones within my breakfast intake was the inspiration behind my feature wall.”

variations on a living room

We have put some inspirational themes to the test. See our feature lounge room treated in three different styles.

surf & sand

To create a breezy, beach retreat feel to your room, use a combination of soft sea inspired blues such as Soothing Seas on a feature wall with soft sandy neutrals on your remaining walls and crisp white trims.



Soothing Seas
E67w / J080-D

Sateen Snow
A63w / K030-D

Flurry
E2w / E070-B

natural warmth

For a sophisticated, contemporary living area, try a monochromatic colour scheme using warm, nature based driftwood tones. Use a deep charcoal such as Thunderbolt for either your feature wall or your accent with cushions or rugs.



Thunderbolt
A27w / J100-C

Tennessee Dawn
A65w / B300-I

Purest White
D1w / E080-D

dramatic splash

Add some drama to your living area, with a splash of colour on your feature wall. Alta Sierra is the colour on the remaining walls, and Gravel Chip for your accents of artwork, fabrics or furnishings.



Crimson Queen
C49w / A150-A

Alta Sierra
A43w / H090-A

Gravel Chip
A38w / K070-A

Havana Cotton
A71w / B310-I

Casablanca Dusk
E38w / H090-D

Ivory Mask
C10w / E060-C



“Cool blues have a calming aspect about them. My favourite tablecloth inspired me to add this colour in my bedroom.”

bedrooms

Bedrooms are the one room in our home where we can create a colour scheme that is just for us. Whether you want a relaxing, restful retreat, or a colourful, vibrant space, this is your space to do as you please. You could use a bedspread or piece of artwork as your colour inspiration and take your colour choices from there. Experiment with stripes, different gloss levels or textures to create a unique look.

Café Noir
B84w / G030-B

Subtle Hint
A46w / H080-A

Tea Ceremony
F64w / C040-H



“My bedroom is the place where I go to get away from all the noise and business of my life. The colour scheme was inspired by my love for chocolate.”



Wild Yukon
A47w / K030-A

Organic Rice
F7w / E050-B

Sateen Snow
A63w / K030-D

modern mono

A monochromatic colour scheme picking out tones from the bedhead, completely changes the look of this bedroom. Paint a feature wall behind the bedhead in Wild Yukon, and the remaining walls in Sateen Snow.



Tennessee Dawn
C65w / B300-1

Quaker White
E7w/E060A

Lemon Verbena
F75w / G090-B

Copper Moon
B81w / A220-D

grown up bedrooms

Elegant White
F16w / E030-E

Wattyl White
A0w / E070-A

The artwork in this room inspired the colour schemes of a fiery red feature wall, with warm sand coloured walls.



Sheer Granite
A37w / G030-C

Alabaster
A8w / F110-F

Icing White
E4w / F090-A

a grey variation

“Our beloved cat Muffin was the inspiration for this restful colour palette. The deep grey of Sheer Granite was used as a feature wall with the remaining walls painted in the soft colour of Alabaster.”



Let your kids help you to choose colours for their own room. Often their favourite toy or TV character will be a source of inspiration for them or perhaps work your palettes around a bedspread or favourite piece of clothing.



a girl's variation

This little girl's room was transformed by using a fun pink shade on the feature wall and a soft neutral on the remaining walls.



Candy Man
D22w / A090-B

Diva White
F12w / E010-C


Magnolia Bloom
B12w / E020-E



Paradise Bay
E34w / G080-D

Astor White
E9w / F010-B

Heart
C71w / I030-B



"My son's tin robot is the inspiration for this primary coloured boy's room."

bedrooms for children



Bambusa
A76w / J050-C

Ice Float
D14w / E040-B

Colorbond®
Woodland Grey
A28w / L030-A

variations on a dining room

Seductress
C61w / B120-G

Alta Sierra
A43w / H090-A

Chalkdust
C1w / E030-B



variation

“My favourite designer gown was the inspiration behind this formal dining colour scheme. Seductress was used on the feature wall, with the warm neutral shades of Alta Sierra on the remaining walls.”





Elegant White
F16w / E030-E

Natural Silver
F4w / F050-A

Mission Brown
A62w / L100-C



Subtle Hint
A46w / H080-A

bathrooms

Our bathrooms should be calming, relaxing spaces. Bathroom colours are usually soft, neutral or water tones. Tiles, towels and accessories often add the accents of colour that pull the schemes together. Use wall colours such as soft creams, neutrals or colours inspired by water, such as pale greens and aqua.

Cloud Wisps
E52w / C140-C

Confetti Shower
C9w / G100-C



Lemon Verbena
F75w / G090-B

Imperial White
F1w / E130-D

English Castle
A73w / H070-A

kitchens

Have fun with colour in your kitchen, whether it is through coloured splash backs and wall colours or bold accessories. Use bench top materials as inspiration for your colour schemes, or even some of your favourite ceramics. Bold colours such as red, chocolate and charcoal are popular in kitchens, or the softer natural shades of stone and water blues.

Smoke Plume
E24w / C260-B

Cloud Wisps
E52w / C140-C

Wiltshire
E14w / F110-D



variations on a kitchen



Morpheus
A50w / K080-B

Gracieux
A31w / D210-I

Purest White
D1w / E080-D



cool as ice

An icy, refreshing palette was used in this variation. A dark feature wall highlights the brightness of the gloss white cupboards and Corian® benchtops.



Marchioness
D40w / K050-B

Asian Ivory
A4w / H100-B

Old Papyrus
A75w / J070-B

“I have always loved the colour of lavender. I can almost smell the sweet scent of lavender when I enter my kitchen. The colour is so rich and inviting.”

Wattyl Interior Design

Wattyl was the pioneer in ultra premium, maximum performance, low VOC interior paint and colour, and today still leads the way.

Wattyl Interior Design dries to a smooth and tough surface and has been uniquely formulated to provide superior stain, wash and scuff resistance to retain its beautiful finish.

Wattyl has removed irritating chemicals, making the paint odourless during and after painting, without discomfort to your family. This makes Wattyl Interior Design the perfect choice for you, your family and our environment. The range consists of Acrylic Sealer Undercoat, Ceiling White, Contemporary Matt, Luxury Low Sheen and Silky Satin.

For stockist information, product enquiries and technical advice please visit our website or call our Customer Service and Technical hotlines.

AUSTRALIA
Phone 132 101
www.wattyl.com.au

NEW ZEALAND
Phone 0800 735 551
www.wattyl.co.nz

All printed colours have been matched as close to the actual paint colour as the printing process will allow. Slight variation in shades may occur. Photographic and printed images may not represent the true colour. Select actual colour chips in store or a sample pot for best colour representation. Wattyl, Ecotint, Aqua Trim, Interior Design and Wattyl Colour Designer are trademarks of Wattyl Australia Pty Ltd. ABN 40 000 035 914. COLORBOND®, BlueScope and ® colour names are registered trademarks and TM colour names are trademarks of BlueScope Steel Limited.

Ceilings



Wattyl Ceiling White

Provides superior coverage for a smooth flat finish. Use untinted or tinted. Low roller spatter for cleaner application.

Interior walls



Wattyl Contemporary Matt

A subtle finish with high designer appeal with excellent wash, stain and scuff resistance. Suitable for areas such as bedrooms, living rooms, media rooms and hallways.



Wattyl Luxury Low Sheen

A smooth elegant finish with superior wash, stain and scuff resistance. Suitable for high traffic areas such as living rooms and hallways.

Kitchens, bathrooms & laundries



Wattyl Silky Satin

A bold finish that has superior scrub, wash, stain and scuff resistance. Suitable for areas requiring high serviceability especially areas exposed to high moisture such as bathrooms and laundries.

Doors, windows & trims



Wattyl Aqua Trim

Aqua Trim is our low odour, water based enamel with Aqua-tough technology providing the speed and ease of water based technology in a tough durable enamel coating. Available in Gloss and Silky Satin.

beauty

- A stylish and contemporary range of colours and finishes
- Superior coverage for a perfect finish
- Unique colours inspired by our distinctive Australian lifestyle



durability

- Formulated to withstand the toughest household environment
- Unique stain resistant formula including 'beading technology' for easier cleaning



sensitivity

- Odourless with no irritating chemicals
- Extremely low environmental impact
- Certified by Good Environmental Choice Australia



GECA 23-2005—
Architectural and
Protective Coatings



green building council australia
MEMBER

CCID011/WATID17