

PROPOSED GROUND FLOOR PLAN  
SCALE 1:250

**LEGEND**

- EXISTING HOUSE
- NEW EXTENSION GROUND FLOOR
- NEW EXTENSION UPPER FLOOR

**JOB NAME**  
PROPOSED EXTENSION AND RENOVATION OF A RESIDENCE HOUSE AT 11 NIDDRIE DRIVE TOOWOOMBA, QLD

**DRAWING TITLE**  
PROPOSED SITE PLAN

**CLIENT DETAILS**  
NELSON & CENIA GONZALES

**DESIGNED** R.C.  
**DRAWN** R.C.  
**CHECKED** R.C.  
**APPROVED DATE** 19 March 2005

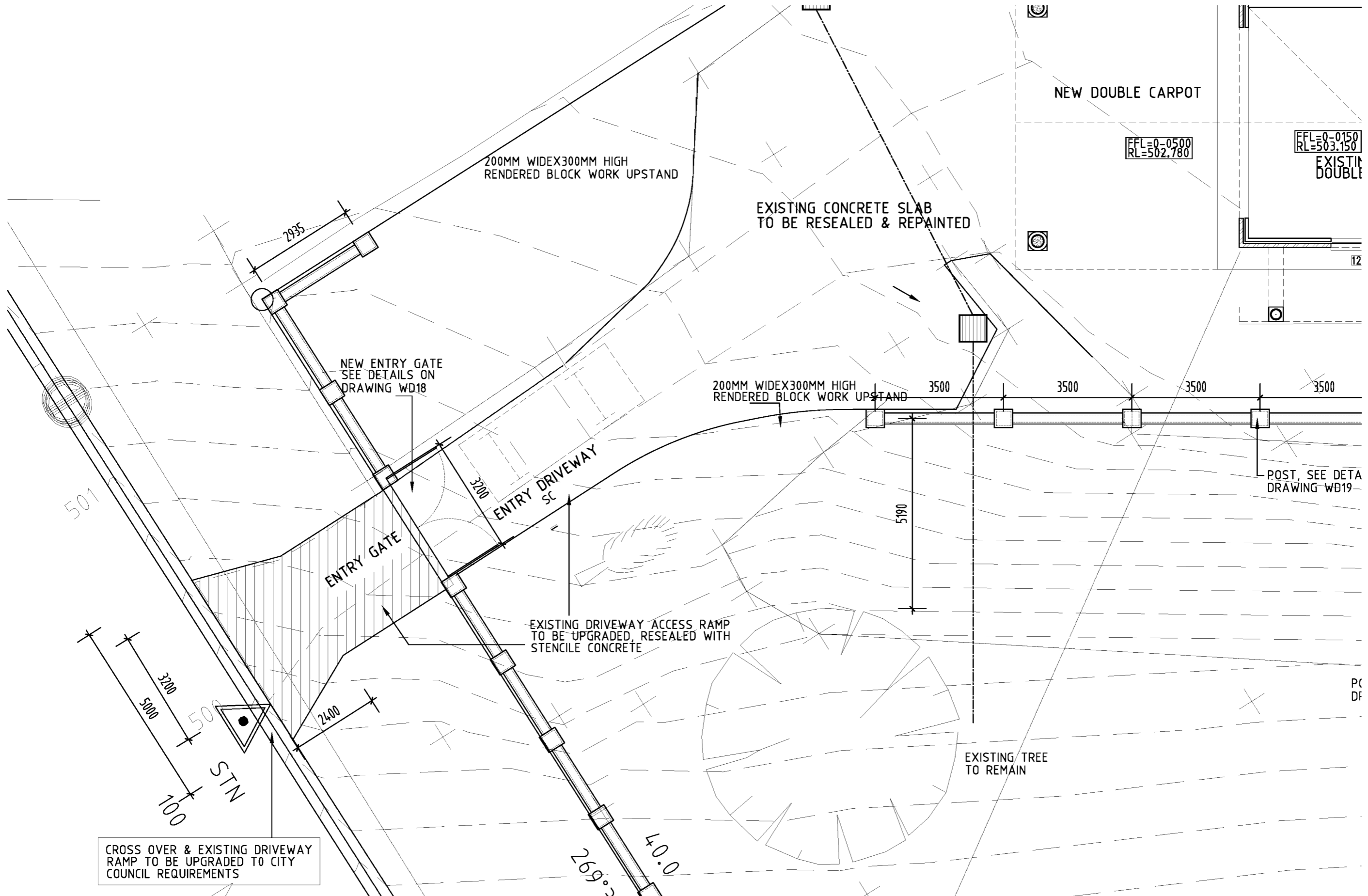
**SCALES** 1 : 250  
**JOB No.** RMC01-04  
**DWG No.** 1103/ WD00  
**AT A3**  
**REV.** M

**GENERAL NOTES:**

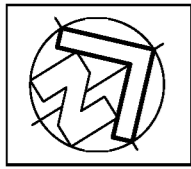
1. Copyright in all documents, drawings and in any works executed from them shall remain the property of Ricardo Cardozo or an creation vest with RMC Architecture
2. Dimensions, levels, etc. to be verified on site prior to the commencement of work.
3. Do not scale.
4. If in doubt - ask.
5. Builder's work to comply with all relevant Australian Codes and Standards.
6. Any discrepancies to be reported to RMC Architecture for resolution before carrying out the work.

**RMC Architecture**

10 MASSACHUSETTS COURT  
VARSITY LAKES  
PH/FAX 07- 5520 7519  
MOB. 0413 476 619



**PROPOSED ENTRY LAYOUT PLAN**  
SCALE 1:100



**JOB NAME**  
PROPOSED EXTENSION AND RENOVATION OF A RESIDENCE HOUSE AT 11 NIDDRIE DRIVE TOOWOOMBA, QLD

**DRAWING TITLE**  
PROPOSED DRIVEWAY LAYOUT PLAN

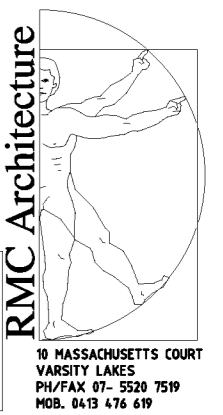
**CLIENT DETAILS**  
NELSON & CENIA GONZALES

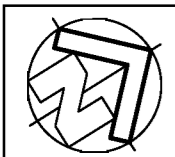
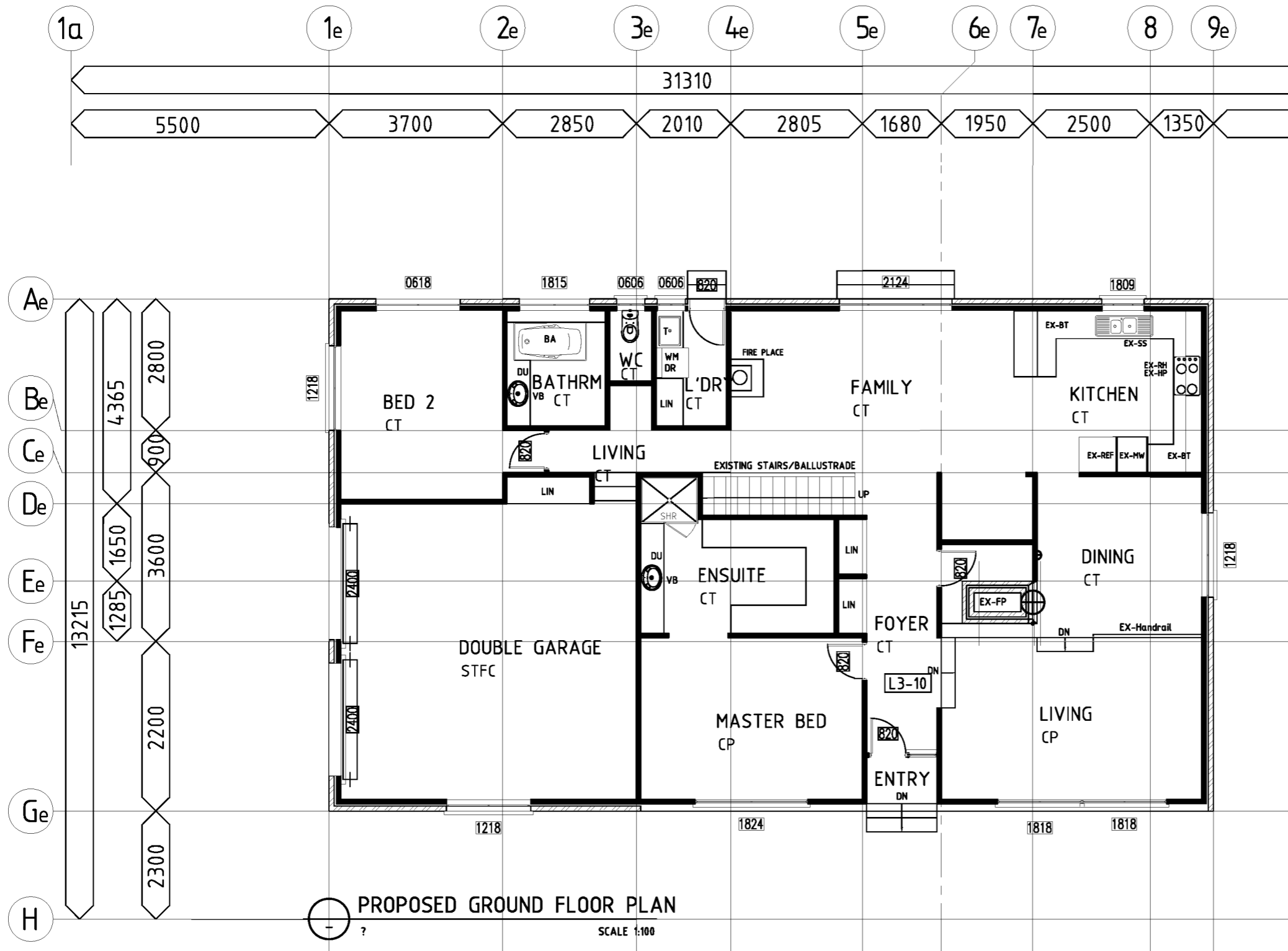
DESIGNED	R.C.
DRAWN	R.C.
CHECKED	R.C.
APPROVED DATE	19 March 2005

SCALES	1 : 100	AT A3
JOB No.	RMC01-04	
DWG No.	1103/	WD01
REV.	Q	

**GENERAL NOTES:**

- Copyright in all documents, drawings and in any works executed from them shall remain the property of Ricardo Cordeiro or an creation vest with RMC Architecture.
- Dimensions, levels, etc. to be verified on site prior to the commencement of work.
- Do not scale.
- If in doubt - ask.
- Builder's work to comply with all relevant Australian Codes and Standards.
- Any discrepancies to be reported to RMC Architecture for resolution before carrying out the work.





**JOB NAME**  
PROPOSED EXTENSION AND RENOVATION OF A  
RESIDENCE HOUSE AT 11 NIDDRIE DRIVE  
TOOWOOMBA, QLD

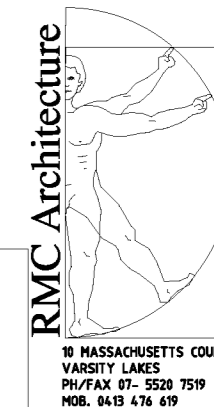
**DRAWING TITLE**  
EXISTING GROUND FL PLAN

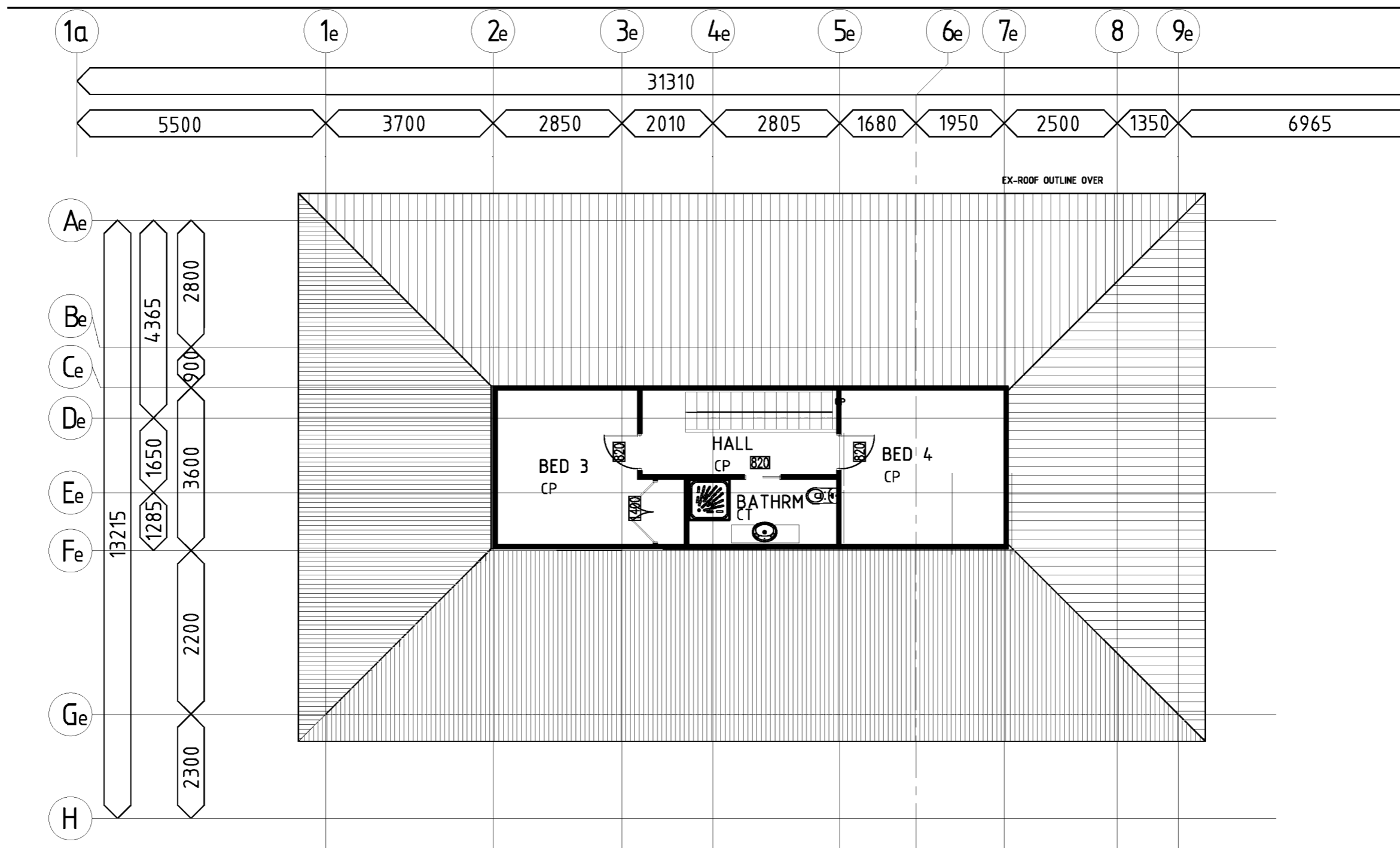
**CLIENT DETAILS**  
NELSON & CENIA GONZALES

DESIGNED	R.C.
DRAWN	R.C.
CHECKED	R.C.
APPROVED DATE	04 October 2004


SCALES	1 : 100	AT A3
JOB No.	RMC01-04	
DWG No.	1103/	WD02
REV.	M	

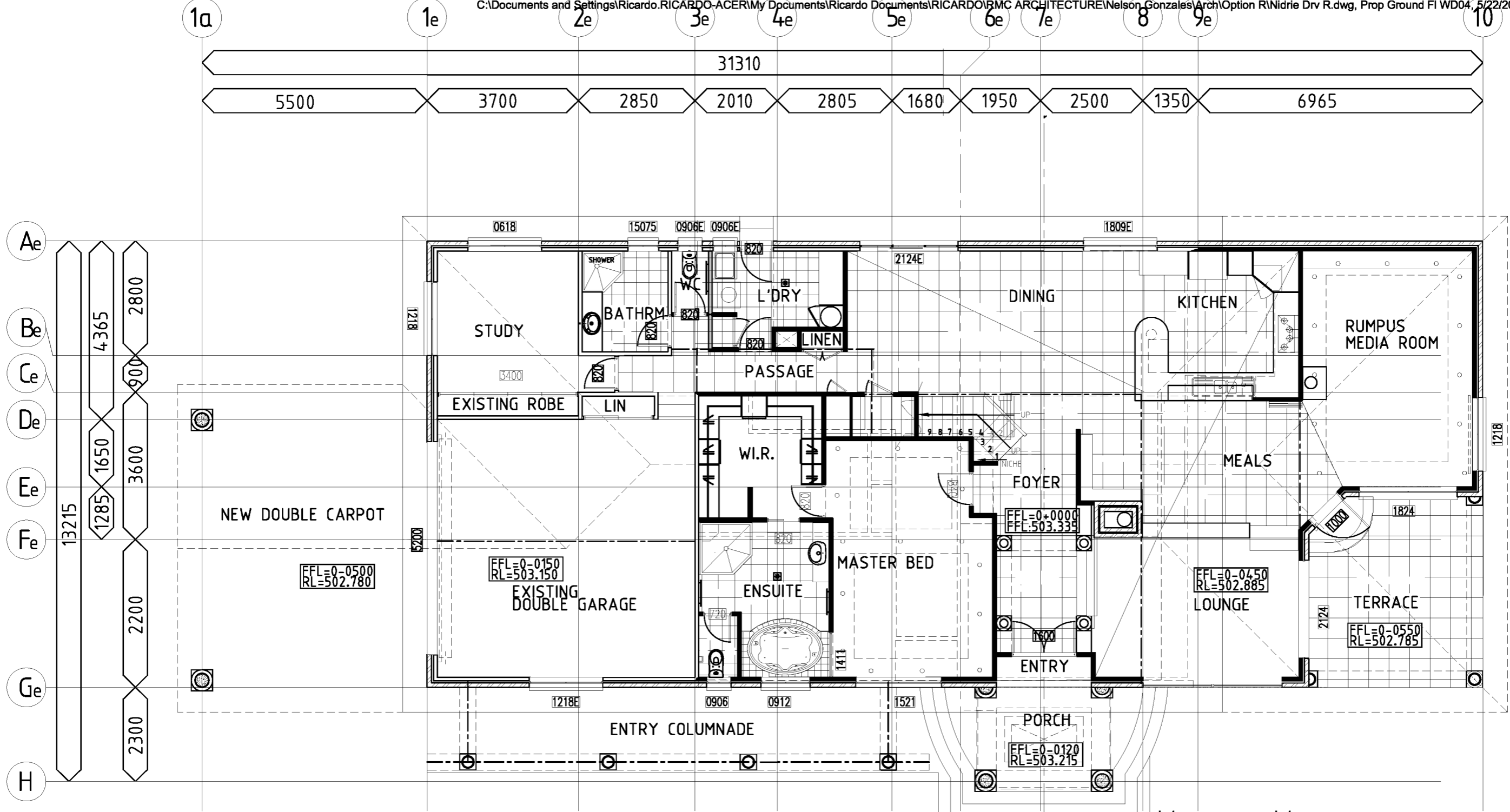
**GENERAL NOTES:**  
1. Copyright in all documents, drawings and in any works executed from them shall remain the property of Ricardo Cardozo or an execution vest with RMC Architecture.  
2. Dimensions, levels, etc. to be verified on site prior to the commencement of work.  
3. Do not scale.  
4. If in doubt - ask.  
5. Builder's work to comply with all relevant Australian Codes and Standards.  
6. Any discrepancies to be reported to RMC Architecture for resolution before carrying out the work.





EXISTING UPPER FLOOR PLAN  
SCALE 1:100

	JOB NAME PROPOSED EXTENSION AND RENOVATION OF A RESIDENCE HOUSE AT 11 NIDDRIE DRIVE TOOWOOMBA, QLD	DRAWING TITLE EXISTING UPPER FLOOR PLAN	DESIGNED R.C.	SCALES 1 : 100	AT A3	<b>GENERAL NOTES:</b> 1. Copyright in all documents, drawings and in any notes executed from them shall remain the property of Ricardo Carsons or on creation vest with RMC Architecture. 2. Dimensions, levels, etc. to be verified on site prior to the commencement of work. 3. Do not scale. 4. If in doubt - ask. 5. Builder's work to comply with all relevant Australian Codes and Standards. 6. Any discrepancies to be reported to RMC Architecture for resolution before carrying out the work.
	CLIENT DETAILS NELSON & CENIA GONZALES	CHECKED R.C.	APPROVED DATE 04 October 2004	JOB No. RMC01-04	DWG No. 1103/ WD03	



**PROPOSED GROUND FLOOR PLAN**  
PLAN SCALE 1:100

**LEGEND**

- EXISTING STUD WALL TO REMAIN
- NEW STUD WALL
- EXISTING BRICK VENEER WALL TO REMAIN
- PROPOSED BRICK VENEER
- EXISTING WINDOW/DOOR TO REMAIN
- GRID LINE ON EXISTING WALL



JOB NAME  
**PROPOSED EXTENSION AND RENOVATION OF A RESIDENCE HOUSE AT 11 NIDDRIE DRIVE TOOWOOMBA, QLD**

DRAWING TITLE  
**PROPOSED GROUND FL PLAN**

CLIENT DETAILS  
**NELSON & CENIA GONZALES**

DESIGNED R.C.  
 DRAWN R.C.  
 CHECKED R.C.  
 APPROVED DATE 19 March 2005

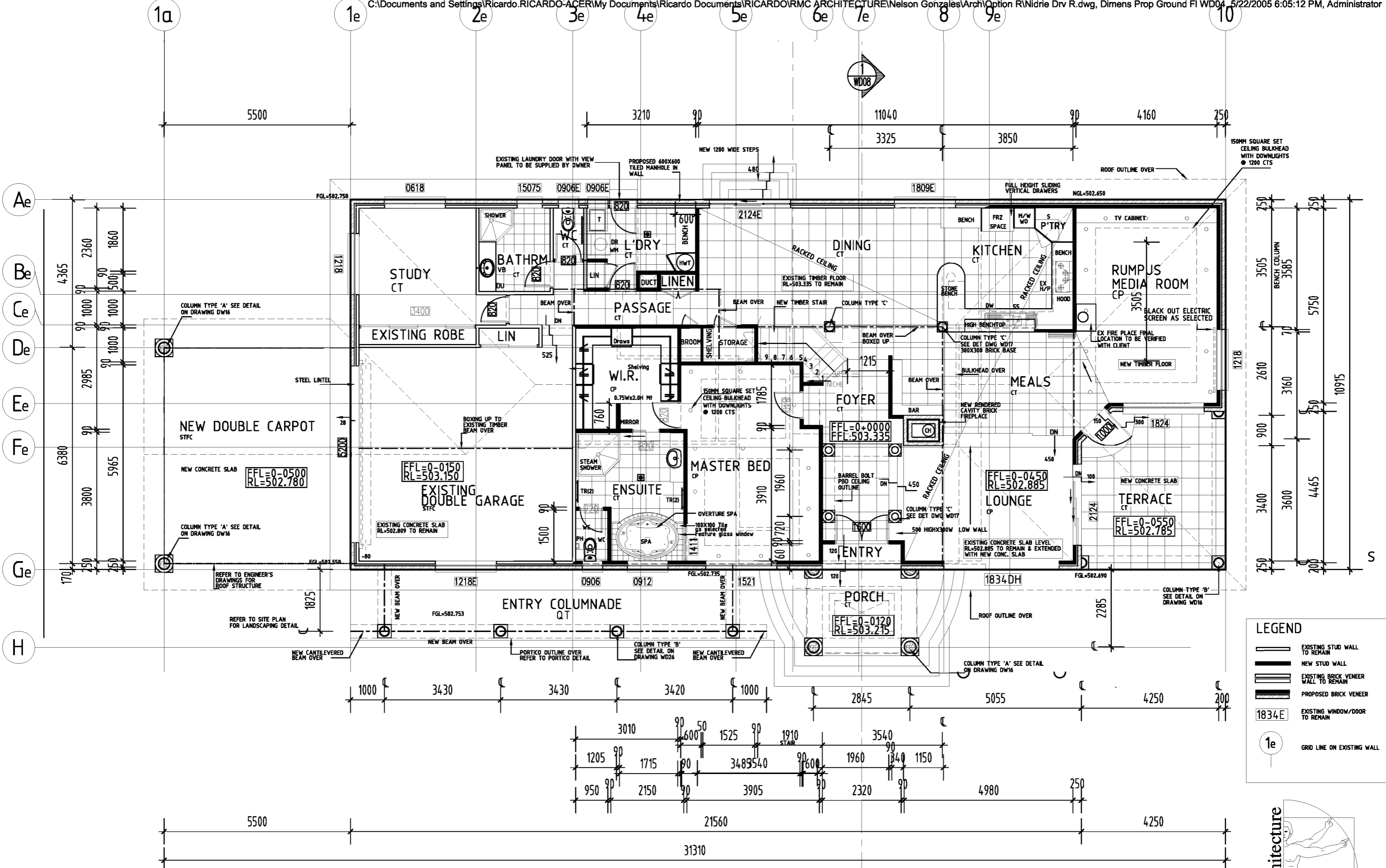
SCALES 1 : 100 AT A3  
 JOB No. RMC01-04  
 DWG No. 1103/ WDO4 REV. T

**GENERAL NOTES:**

1. Copyright in all documents, drawings and in any works executed from them shall remain the property of Ricardo Cardova or on creation vest with RMC Architecture
2. Dimensions, levels, etc. to be verified on site prior to the commencement of work.
3. Do not scale.
4. If in doubt - ask.
5. Builder's work to comply with all relevant Australian Codes and Standards.
6. Any discrepancies to be reported to RMC Architecture for resolution before carrying out the work.

**RMC Architecture**

10 MASSACHUSETTS COURT  
 VARSITY LAKES  
 PH/FAX 07- 5520 7519  
 MOB. 0413 476 619



**PROPOSED GROUND FLOOR PLAN**  
PLAN SCALE 1:100



JOB NAME  
**PROPOSED EXTENSION AND RENOVATION OF A RESIDENCE HOUSE AT 11 NIDRIE DRIVE TOOWOOMBA, QLD**

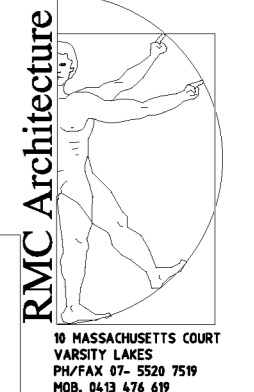
DRAWING TITLE  
**PROPOSED GROUND FL PLAN DIMENSIONED FLOOR PLAN**

CLIENT DETAILS  
**NELSON & CENIA GONZALES**

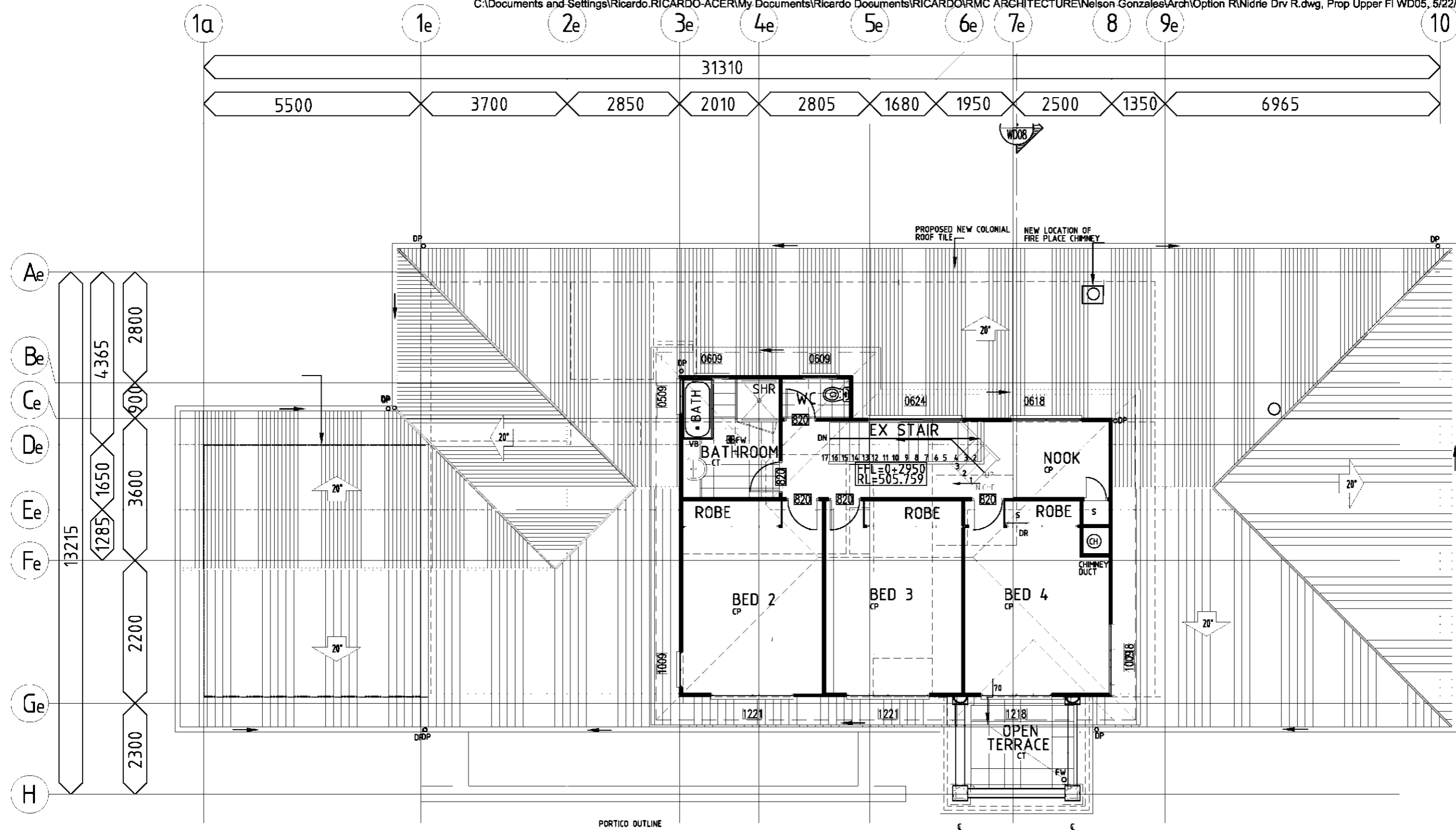
DESIGNED R.C.  
DRAWN R.C.  
CHECKED R.C.  
APPROVED DATE  
**20 March 2005**

SCALES 1 : 100 AT A3  
JOB No. RMC01-04  
DWG No. 1103/ WDO4c  
REV. T

GENERAL NOTES:  
1. Copyright in all documents, drawings and in any works associated from them shall remain the property of Ricardo Cordeiro or an creation vest with RMC Architecture.  
2. Dimensions, levels, etc. to be verified on site prior to the commencement of work.  
3. Do not scale.  
4. If in doubt - ask.  
5. Builder's work to comply with all relevant Australian Codes and Standards.  
6. Any discrepancies to be reported to RMC Architecture for resolution before carrying out the work.







**PROPOSED UPPER FLOOR PLAN**  
PLAN SCALE 1:100

**LEGEND**

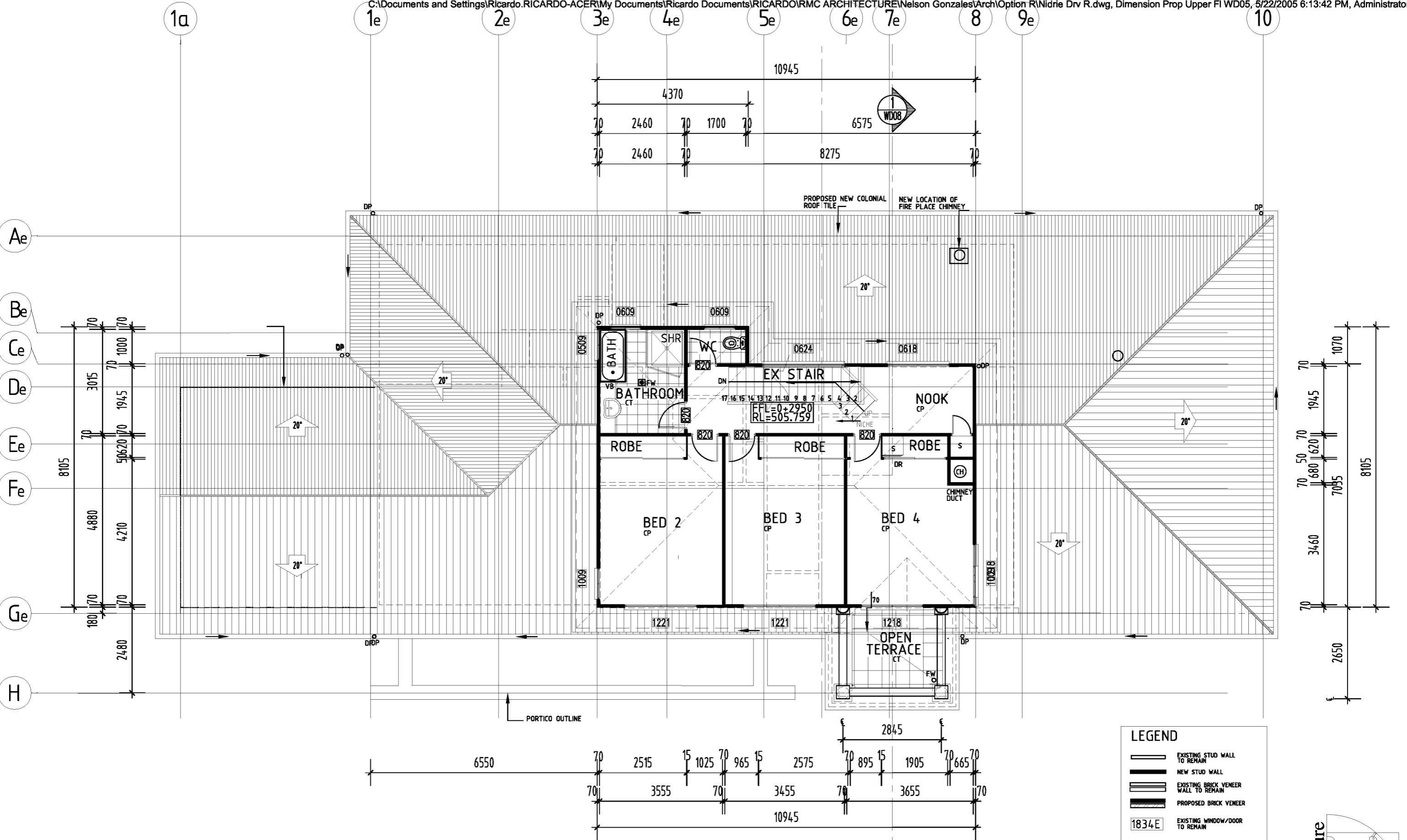
- EXISTING STUD WALL TO REMAIN
- NEW STUD WALL
- EXISTING BRICK VENEER WALL TO REMAIN
- PROPOSED BRICK VENEER
- 1834E EXISTING WINDOW/DOOR TO REMAIN
- 1e GRID LINE ON EXISTING WALL

	JOB NAME	DRAWING TITLE	DESIGNED	R.C.	SCALES	1 : 100	AT A3
	PROPOSED EXTENSION AND RENOVATION OF A RESIDENCE HOUSE AT 11 NIDDRIE DRIVE TOOWOOMBA, QLD	PROPOSED UPPER FL PLAN	DRAWN	R.C.	JOB No.	RMC01-04	
	CLIENT DETAILS	APPROVED DATE	CHECKED	R.C.	DWG No.	1103/ WD05	REV. S
	NELSON & CENIA GONZALES	19 March 2005					

**GENERAL NOTES:**

- Copyright in all documents, drawings and in any works executed from them shall remain the property of Ricardo Cardava or an creation vest with RMC Architecture
- Dimensions, levels, etc. to be verified on site prior to the commencement of work.
- Do not scale.
- If in doubt - ask
- Builder's work to comply with all relevant Australian Codes and Standards.
- Any discrepancies to be reported to RMC Architecture for resolution before carrying out the work.






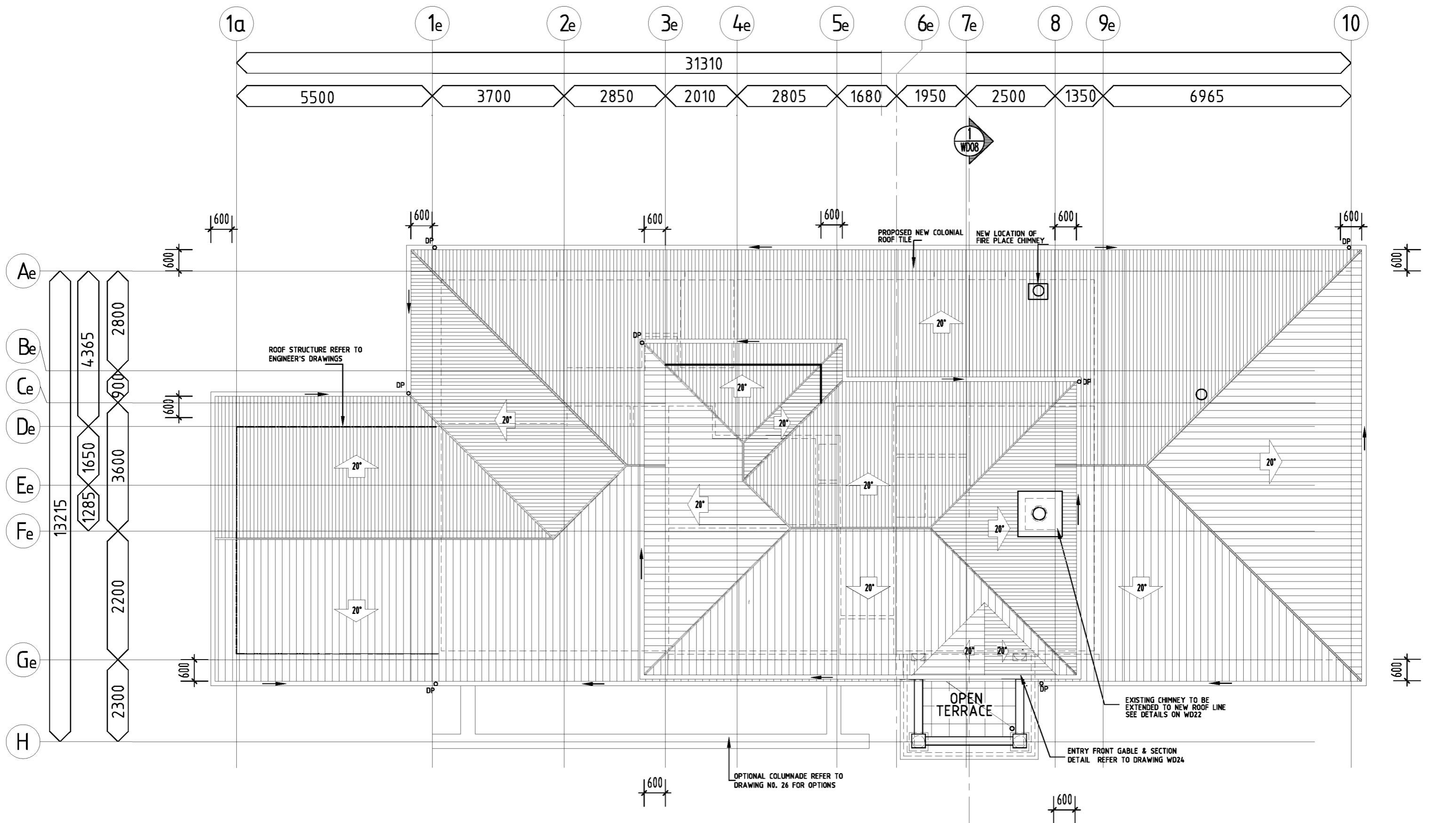
**PROPOSED UPPER FLOOR PLAN**  
 PLAN SCALE 1:100

**LEGEND**


- EXISTING STUD WALL TO REMAIN
- NEW STUD WALL
- EXISTING BRICK VENEER WALL TO REMAIN
- PROPOSED BRICK VENEER
- EXISTING WINDOW/DOOR TO REMAIN
- GRID LINE ON EXISTING WALL




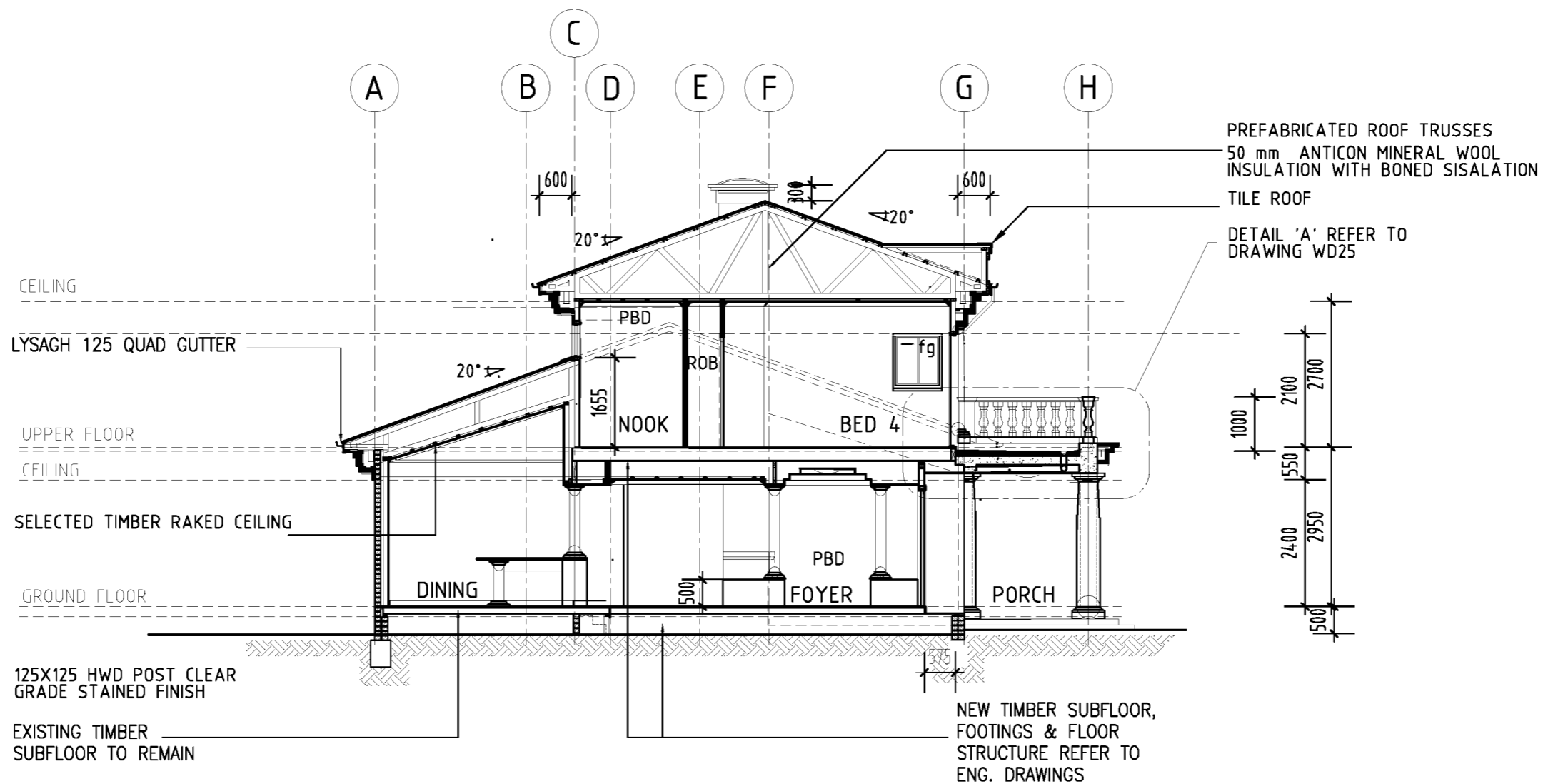
	JOB NAME PROPOSED EXTENSION AND RENOVATION OF A RESIDENCE HOUSE AT 11 NIDDRIE DRIVE TOOWOOMBA, QLD	DRAWING TITLE PROPOSED UPPER FL PLAN DIMENSIONED FLOOR PLAN	DESIGNED R.C.	SCALES 1 : 100 AT A3	<b>GENERAL NOTES:</b> 1. Copyright in all documents, drawings and in any works executed from them shall remain the property of Ricardo Cordova or on creation vest with RMC Architecture 2. Dimensions, levels, etc. to be verified on site prior to the commencement of work. 3. Do not scale. 4. If in doubt - ask 5. Builder's work to comply with all relevant Australian Codes and Standards. 6. Any discrepancies to be reported to RMC Architecture for resolution before carrying out the work.
	CLIENT DETAILS NELSON & CENIA GONZALES	DRAWN R.C.	JOB No. RMC01-04		
		CHECKED R.C.	DWG No. 1103/ WD05d		
		APPROVED DATE 19 March 2005	REV. S		



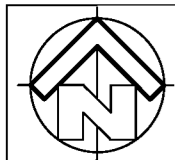
**PROPOSED ROOF PLAN**  
PLAN SCALE 1:100

	<b>JOB NAME</b> PROPOSED EXTENSION AND RENOVATION OF A RESIDENCE HOUSE AT 11 NIDDRIE DRIVE TOOWOOMBA, QLD	<b>DRAWING TITLE</b> ROOF PLAN	DESIGNED R.C. DRAWN R.C. CHECKED R.C.	SCALES 1 : 100 AT A3 JOB No. RMC01-04	<b>GENERAL NOTES:</b> 1. Copyright in all documents, drawings and in any works executed from them shall remain the property of Ricardo Cordova or on creation vest with RMC Architecture 2. Dimensions, levels, etc. to be verified on site prior to the commencement of work. 3. Do not scale. 4. If in doubt - ask 5. Builder's work to comply with all relevant Australian Codes and Standards. 6. Any discrepancies to be reported to RMC Architecture for resolution before carrying out the work.
		<b>CLIENT DETAILS</b> NELSON & CENIA GONZALES	APPROVED DATE 19 March 2005	DWG No. 1103/ WD06 REV. L	





SECTION 1 - 1  
SCALE 1:100



JOB NAME  
PROPOSED EXTENSION AND RENOVATION OF A  
RESIDENCE HOUSE AT 11 NIDDRIE DRIVE  
TOOWOOMBA, QLD

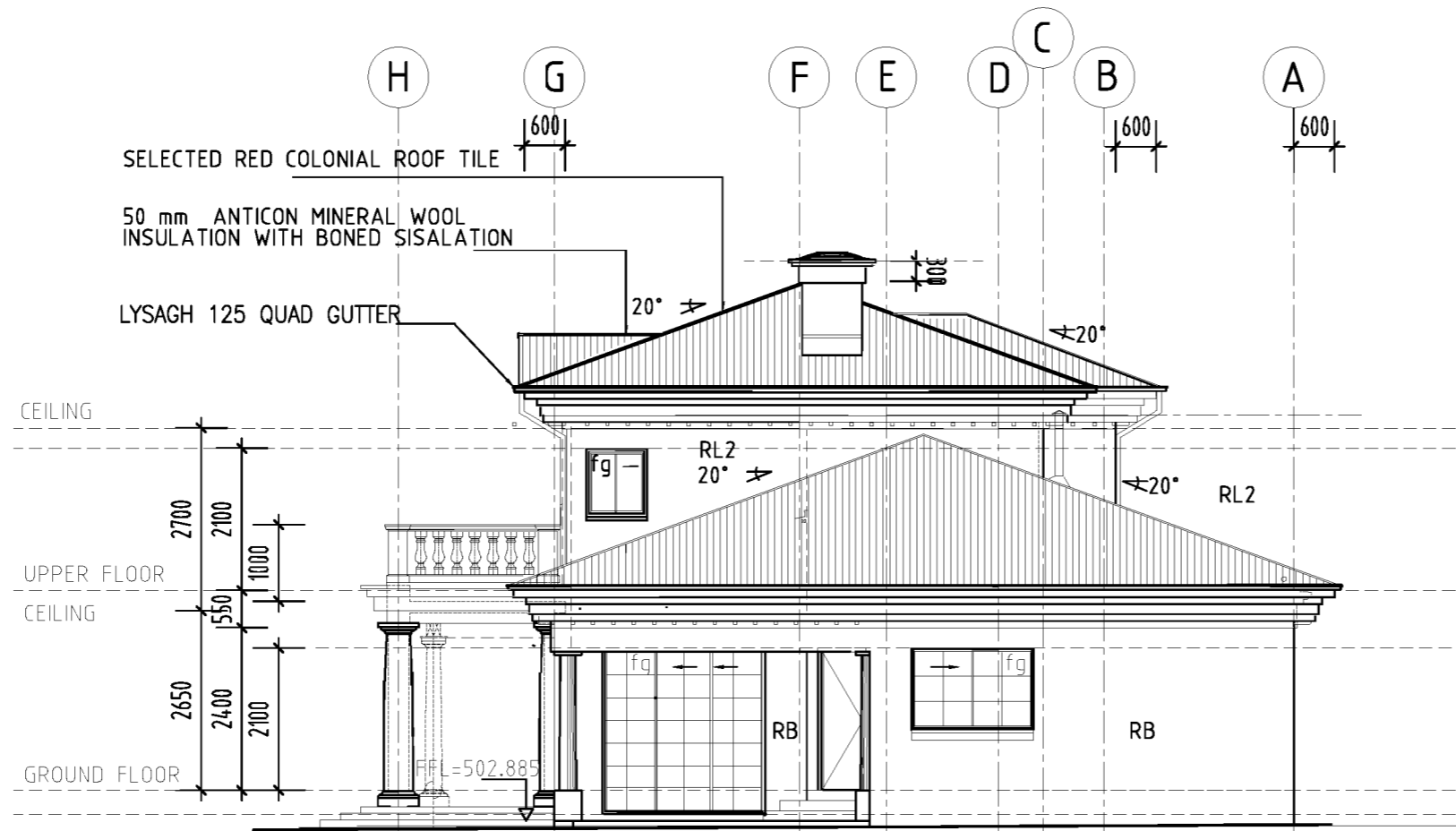
DRAWING TITLE  
SECTION 1 - 1  
CLIENT DETAILS  
NELSON & CENIA GONZALES

DESIGNED R.C.  
DRAWN R.C.  
CHECKED R.C.  
APPROVED DATE  
19 March 2005


SCALES 1 : 100 AT A3  
JOB No. RMC01-04  
DWG No. 1103/ WD08  
REV. E


GENERAL NOTES:  
1. Copyright in all documents, drawings and in any works executed from them shall remain the property of Ricardo Cordova or on creation vest with RMC Architecture  
2. Dimensions, levels, etc. to be verified on site prior to the commencement of work.  
3. Do not scale.  
4. If in doubt - ask  
5. Builder's work to comply with all relevant Australian Codes and Standards.  
6. Any discrepancies to be reported to RMC Architecture for resolution before carrying out the work.

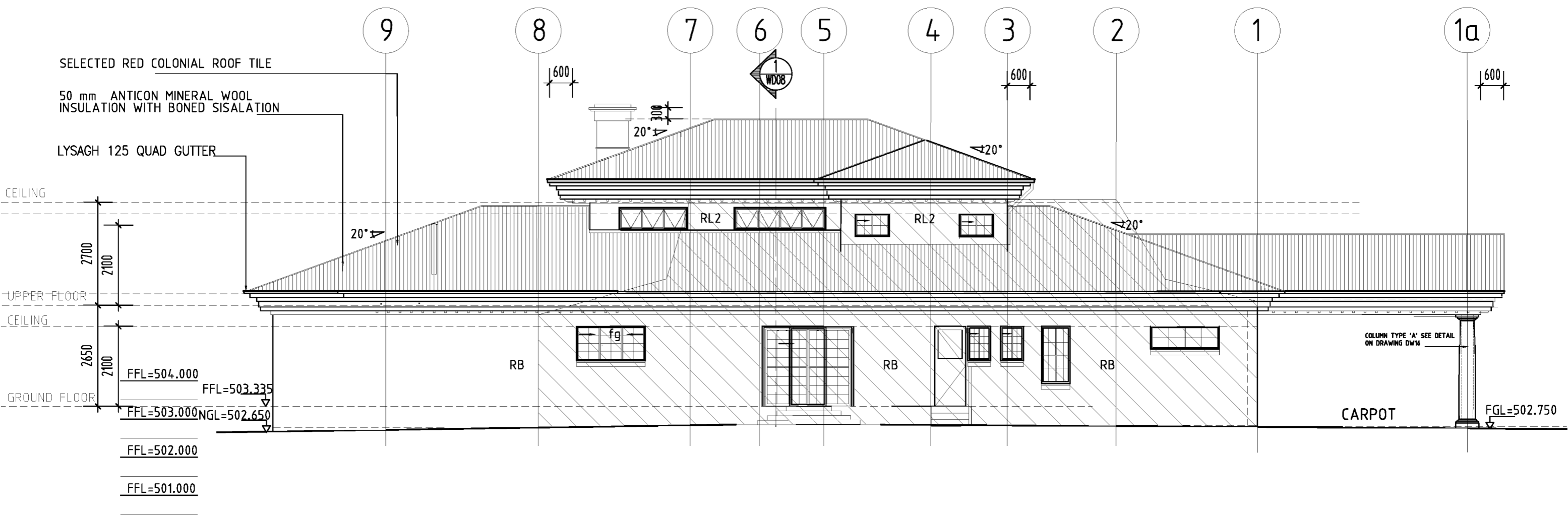





 NORTH-EAST ELEVATION  
SCALE 1:100


	JOB NAME	DRAWING TITLE	DESIGNED	R.C.	SCALES	1 : 100	AT A3
	PROPOSED EXTENSION AND RENOVATION OF A RESIDENCE HOUSE AT 11 NIDDRIE DRIVE TOOWOOMBA, QLD	CLIENT DETAILS NELSON & CENIA GONZALES	DRAWN	R.C.	JOB No.	RMC01-04	
			CHECKED	R.C.	DWG No.	REV.	
			APPROVED DATE	19 March 2005	1103/ WD09	N	
<b>GENERAL NOTES:</b> 1. Copyright in all documents, drawings and in any works executed from them shall remain the property of Ricardo Cordova or on creation vest with RMC Architecture 2. Dimensions, levels, etc. to be verified on site prior to the commencement of work. 3. Do not scale. 4. If in doubt - ask 5. Builder's work to comply with all relevant Australian Codes and Standards. 6. Any discrepancies to be reported to RMC Architecture for resolution before carrying out the work.							






 NORTH-WEST ELEVATION  
SCALE 1:100

**LEGEND**  
 EXISTING HOUSE

	<b>JOB NAME</b> PROPOSED EXTENSION AND RENOVATION OF A RESIDENCE HOUSE AT 11 NIDDRIE DRIVE TOOWOOMBA, QLD	<b>DRAWING TITLE</b> NORTH WEST ELEVATION	DESIGNED R.C.	SCALES 1 : 100	AT A3
			DRAWN R.C.	JOB No. RMC01-04	
<b>CLIENT DETAILS</b> NELSON & CENIA GONZALES			CHECKED R.C.	DWG No.	REV.
			APPROVED DATE 19 March 2005	1103/ WD10	M

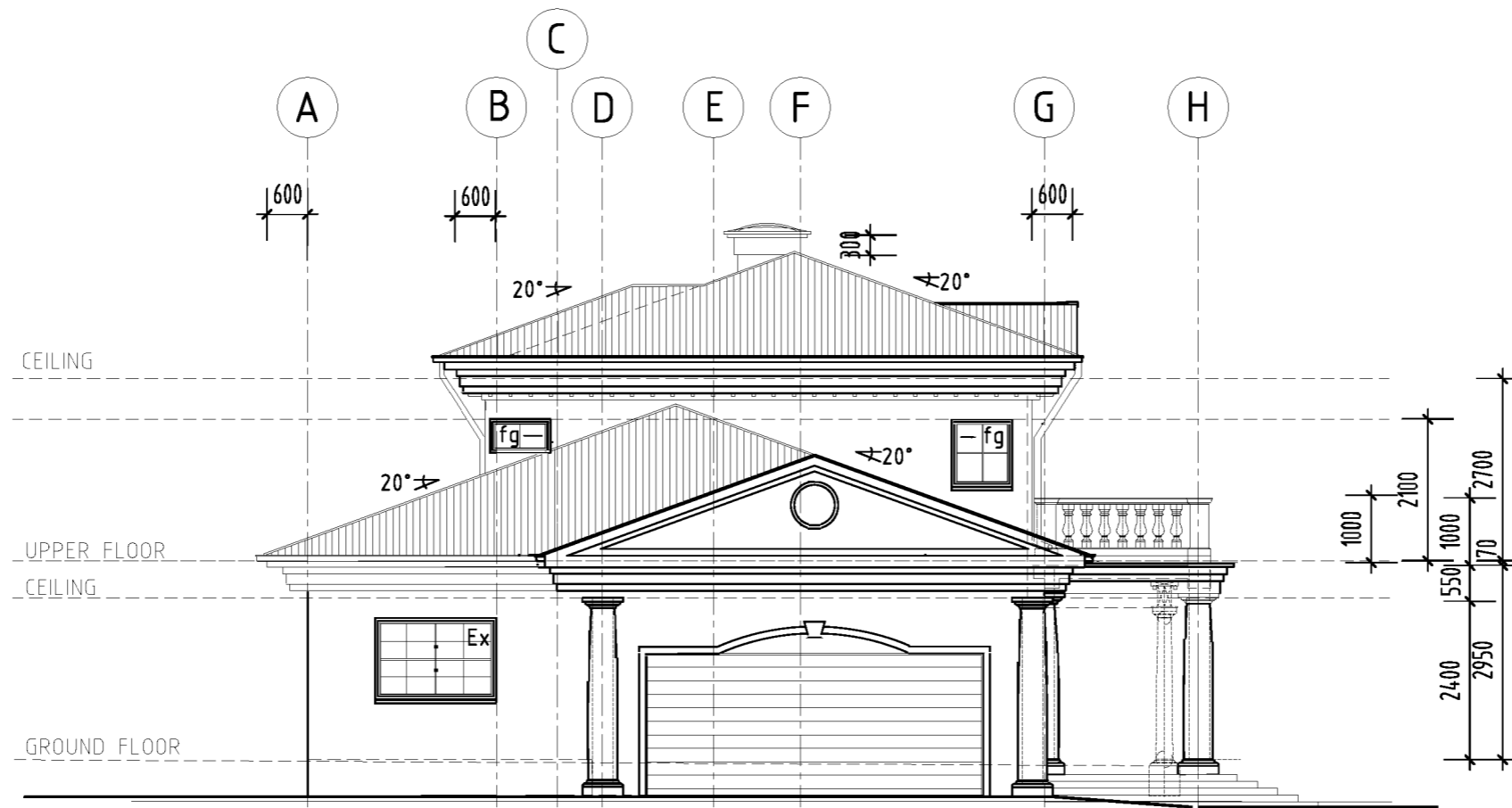
**GENERAL NOTES:**  
 1. Copyright in all documents, drawings and in any works executed from them shall remain the property of Ricardo Cordova or on creation vest with RMC Architecture  
 2. Dimensions, levels, etc. to be verified on site prior to the commencement of work.  
 3. Do not scale.  
 4. If in doubt - ask  
 5. Builder's work to comply with all relevant Australian Codes and Standards.  
 6. Any discrepancies to be reported to RMC Architecture for resolution before carrying out the work.

**RMC Architecture**

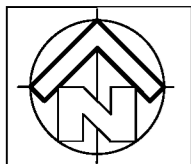


10 MASSACHUSETTS COURT  
 VARSITY LAKES  
 PH/FAX 07- 5520 7519  
 MOB. 04-13 476 619





 SOUTH-WEST ELEVATION  
SCALE 1:100



JOB NAME  
PROPOSED EXTENSION AND RENOVATION OF A  
RESIDENCE HOUSE AT 11 NIDDRIE DRIVE  
TOOWOOMBA, QLD


DRAWING TITLE  
SOUTH WEST ELEVATION

CLIENT DETAILS  
NELSON & CENIA GONZALES

DESIGNED R.C.  
DRAWN R.C.  
CHECKED R.C.  
APPROVED DATE 19 March 2005

SCALES 1 : 100 AT A3  
JOB No. RMC01-04  
DWG No. 1103/ WD12 REV. N

GENERAL NOTES:  
1. Copyright in all documents, drawings and in any works executed from them shall remain the property of Ricardo Cordova or on creation vest with RMC Architecture  
2. Dimensions, levels, etc. to be verified on site prior to the commencement of work.  
3. Do not scale.  
4. If in doubt - ask  
5. Builder's work to comply with all relevant Australian Codes and Standards.  
6. Any discrepancies to be reported to RMC Architecture for resolution before carrying out the work.





INT	FINISHING SCHEDULE
CODE	FIXTURES
AC	ACCESSORIES CUPBOARD
BA	BATH
BTH	BATH TUB
BC	BROOM CUPBOARD
BE	BENCH
CBD	CUPBOARD
CS	CAVITY SLIDING DOOR
D	DUCT
DR	DRYER
DW	DISHWASHER
DU	DRAWER UNIT
FR	FREZZER
FW	FLOOR WASTE
HP	HOT PLATE
IS	LAUNDRY INSERT SINK
L	LINEN CUPBOARD
M	MIRROR
MU	MICROWAVE UNIT
OSU	OPEN SHELF UNIT
OV	OVEN UNDER HOT PLATE
P	PANTRY
PB	PEDESTAL BASIN
R	ROBE
REF	REFRIGERATOR
RH	RANGEHOOD
RWDP	RAINWATER DOWNPIPE
RWS	RAINWATER SPLITER
S	OPEN SHELF
SD	SMOKE DETECTOR
SSD	STACKERED SLD GLASS DOOR

INT	FINISHING SCHEDULE
CODE	FIXTURES
SL	SKYLIGHT
SS	STAINLESS STEAL SINK
SHR	SHOWER
ST	STOVE
T	TUB
TB	TIMBER BEAM
TR	TAIL RAIL
TRG	TOWEL RING
TSB	TIMBER & STEEL WIRE BALUSTRADE
U	URINAL
UBO	UNDER BENCH OVEN
VB	VANITY BASIN
WB	WALL BASIN
WC	TOILET
WCB	WALL CUPBOARD
WO	WALL OVEN
WM	WASHING MACHINE
X	EXISTING

INT	FINISHING SCHEDULE
CODE	FLOOR FINISHES
CP	CARPET
CT	CERAMIC TILE
EC	EXISTING CONCRETE
PSF	POLISHED STRUCTAFLOOR
PT	POLISHED TIMBER BOARDS
SC	STENCILED CONCRETE
SE	SHOT EDGE
STFC	STEEL TROWEL FINISH CONCRETE
QT	QUARRY TILE
TBR	TO BE RETAINED
TS	TIMBER SKIRTING


INT	FINISHING SCHEDULE
CODE	WALL FINISHES
WP	WATER RESISTANT PLASTERBD
CT	CERAMIC TILE
ES	EXPOSED STRUCTURE
PT	POLISHED TIMBER BOARDS
PBD	PLASTERBOARD
SE	SHOTEDGE BOARDING
SF	STAIN FINISH

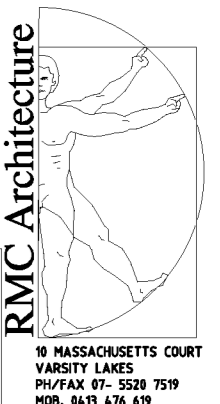
  

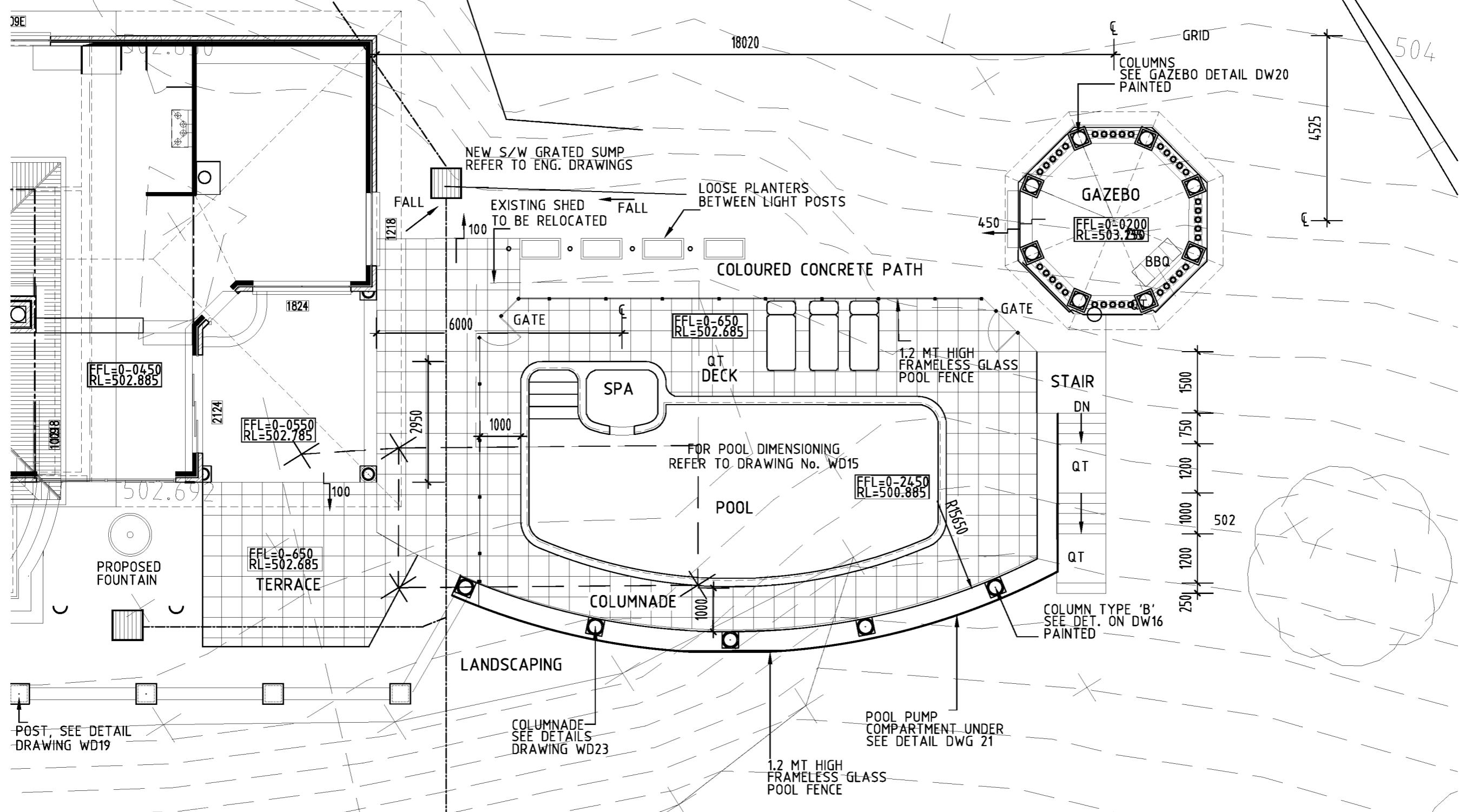
EXT	FINISHING SCHEDULE
CODE	FIXTURE
PLD	PANEL LIFT DOOR
RWDP	RAINWATER DOWNPIPE

CODE	FINISHES
B	BRICK
BPB	BAGGED PAINTED BRICKWORK
CCO	COLORBOND CUSTOM ORB
CG	CLEAR GLASS PANEL
COC	COLORBOND CUSTOM ORB CLADDING
CR	CEMENT RENDER
CRT	CONCRETE ROOF TILE
FCC	F.C. CLADDING
DP	DOWN PIPE
HPR	HARDIE PINE RIDGE
PB	PAINTED BRICK
PLD	PANEL LIFT DOOR
RB	RENDERED BRICKWORK
RBB	RENDERED BLUE BOARD
RBW	RENDERED BLOCK WORK
RD	ROLLER DOOR
RL2	ACRYLIC RENDERED EXIM OR LIGHTWEIGHT 2000 POLYSTYRENE WALL CLADDING
RWDP	RAINWATER DOWNPIPE
SC	SHADOW CLAD
SSD	STACKERED SLD DOOR
SPC	SELECTED PLYWOOD CLADDING
TB	SELECTED TIMBER BATTENS
TWP	TWIN WALL POLYCARBONATE

	JOB NAME	DRAWING TITLE	DESIGNED	R.C.	SCALES	1 : 100	AT A3	<b>GENERAL NOTES:</b> 1. Copyright in all documents, drawings and in any works executed from them shall remain the property of Ricardo Cordova or on creation vest with RMC Architecture 2. Dimensions, levels, etc. to be verified on site prior to the commencement of work. 3. Do not scale. 4. If in doubt - ask 5. Builder's work to comply with all relevant Australian Codes and Standards. 6. Any discrepancies to be reported to RMC Architecture for resolution before carrying out the work.
	PROPOSED EXTENSION AND RENOVATION OF A RESIDENCE HOUSE AT 11 NIDDRIE DRIVE TOOWOOMBA, QLD	NELSON & CENIA GONZALES	DRAWN	R.C.	JOB No. RMC01-04		REV.	
			CHECKED	R.C.	DWG No.	1103/ WD13		
			APPROVED DATE	20 JANUARY 2005	REV.	B		





**PROPOSED RECREATION & POOL AREA PLAN**  
 PLAN SCALE 1:100



**JOB NAME**  
 PROPOSED EXTENSION AND RENOVATION OF A RESIDENCE HOUSE AT 11 NIDDRIE DRIVE TOOWOOMBA, QLD

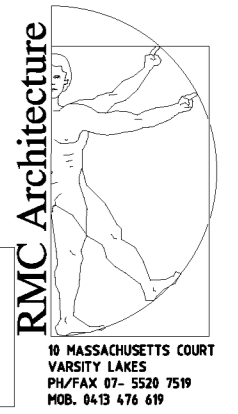
**DRAWING TITLE**  
 RECREATION AREA & POOL PLAN

**CLIENT DETAILS**  
 NELSON & CENIA GONZALES

**DESIGNED** R.C.  
**DRAWN** R.C.  
**CHECKED** R.C.  
**APPROVED DATE** 19 March 2005

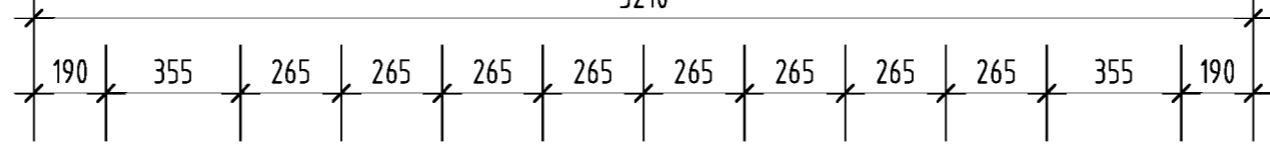
**SCALES** 1 : 100  
**AT** A3  
**JOB No.** RMC01-04  
**DWG No.** 1103/ WD14  
**REV.** I

**GENERAL NOTES:**  
 1. Copyright in all documents, drawings and in any works executed from them shall remain the property of Ricardo Cordova or an creation vest with RMC Architecture.  
 2. Dimensions, levels, etc. to be verified on site prior to the commencement of work.  
 3. Do not scale.  
 4. If in doubt - ask.  
 5. Builder's work to comply with all relevant Australian Codes and Standards.  
 6. Any discrepancies to be reported to RMC Architecture for resolution before carrying out the work.





3210



Concrete custom made classic balusters, Rail, plinth & piers.

Slab & columns refer to engineer's drawings


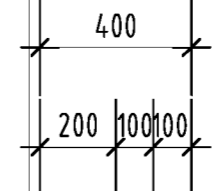
200x50x50 PU Molding@300 spacing

Nominal 37 mm EXIN Panel with Epoxic external rendered coating

Tapered Column 425 OD(mm) at base  
Nominal OD(mm)at top: 345mm  
Nominal internal dia: 304mm  
Mass approx (kg/m): 82.4  
Length: 2.40m Painted

James Hardies Ornate Base & Capital To fit Column 359mm OD by 95mm high

605x605mm Concrete Base




**COLUMN 'A' DETAILS**  
PLAN SCALE 1:20

	JOB NAME	DRAWING TITLE
	PROPOSED EXTENSION AND RENOVATION OF A RESIDENCE HOUSE AT 11 NIDDRIE DRIVE TOOWOOMBA, QLD	COLUMN TYPE 'A' DETAILS
	CLIENT DETAILS	
	NELSON & CENIA GONZALES	

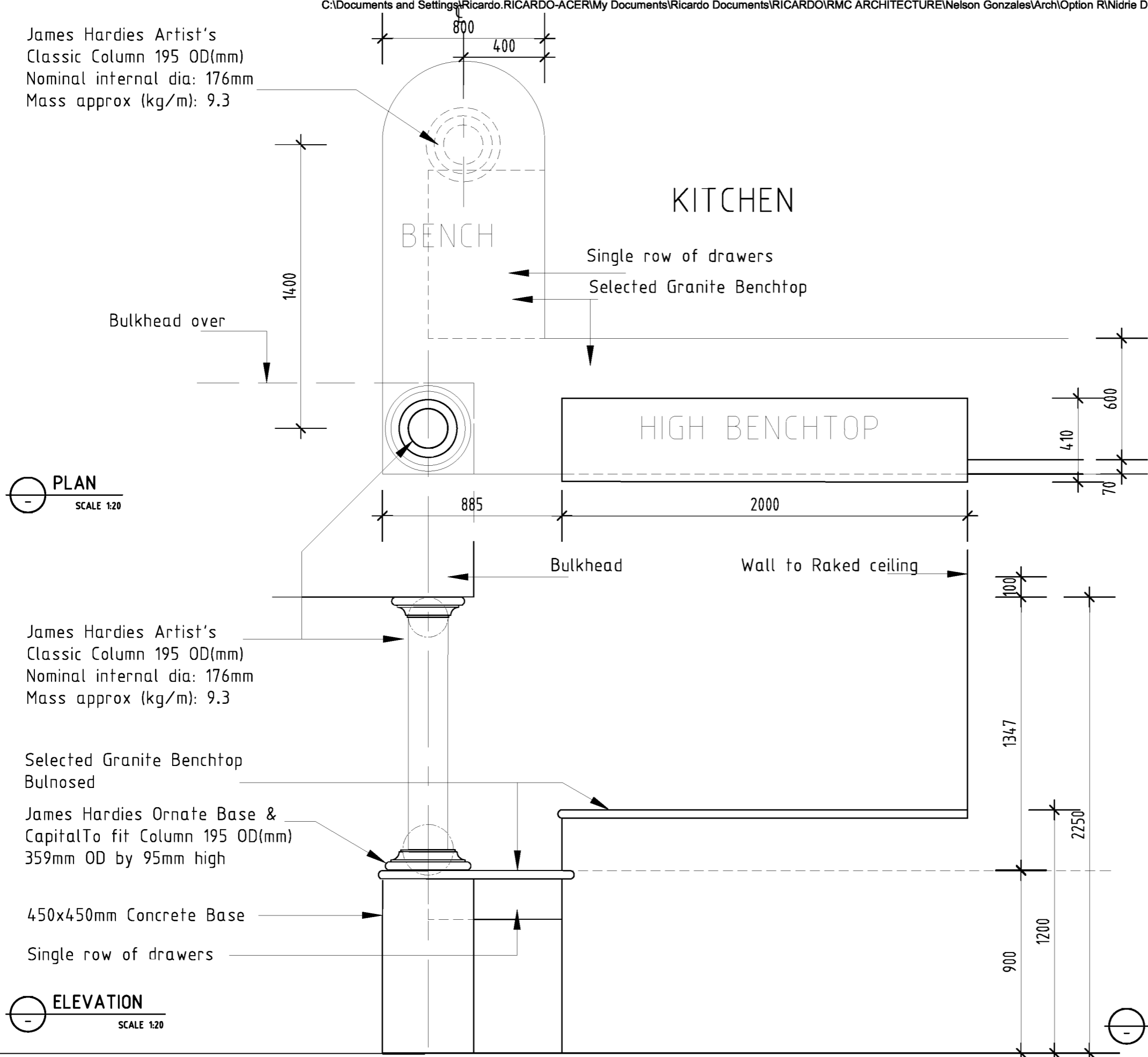
DESIGNED	R.C.
DRAWN	R.C.
CHECKED	R.C.
APPROVED DATE	07 February 2005

SCALES	1 : 20	AT A3
JOB No.	RMC01-04	
DWG No.	1103/	WD16
REV.	D	

**GENERAL NOTES:**  
 1. Copyright in all documents, drawings and in any works executed from them shall remain the property of Ricardo Cordeiro or an creation vest with RMC Architecture  
 2. Dimensions, levels, etc. to be verified on site prior to the commencement of work.  
 3. Do not scale.  
 4. If in doubt - ask.  
 5. Builder's work to comply with all relevant Australian Codes and Standards.  
 6. Any discrepancies to be reported to RMC Architecture for resolution before carrying out the work.



James Hardies Artist's  
Classic Column 195 OD(mm)  
Nominal internal dia: 176mm  
Mass approx (kg/m): 9.3



PLAN  
SCALE 1:20

ELEVATION  
SCALE 1:20

COLUMN TYPE 'C' DETAILS  
PLAN  
SCALE 1:20

James Hardies Artist's  
Classic Column 195 OD(mm)  
Nominal internal dia: 176mm  
Mass approx (kg/m): 9.3

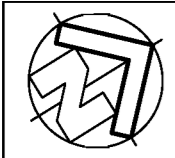
Selected Granite Benchtop  
Bulnosed

James Hardies Ornate Base &  
Capital To fit Column 195 OD(mm)  
359mm OD by 95mm high

450x450mm Concrete Base

Single row of drawers

**GENERAL NOTES:**  
1. Copyright in all documents, drawings and in any works executed from them shall remain the property of Ricardo Corvoe or on creation vest with RMC Architecture  
2. Dimensions, levels, etc. to be verified on site prior to the commencement of work.  
3. Do not scale.  
4. If in doubt - ask.  
5. Builder's work to comply with all relevant Australian Codes and Standards.  
6. Any discrepancies to be reported to RMC Architecture for resolution before carrying out the work.




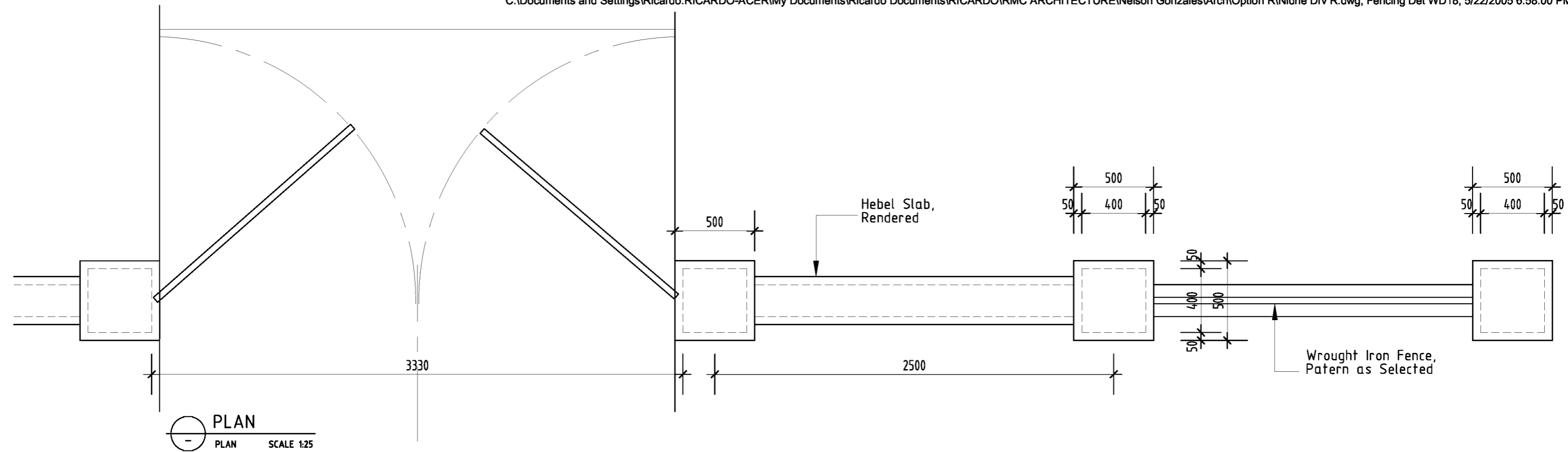
JOB NAME  
PROPOSED EXTENSION AND RENOVATION OF A  
RESIDENCE HOUSE AT 11 NIDDRIE DRIVE  
TOOWOOMBA, QLD

DRAWING TITLE  
COLUMN TYPE 'C' DETAILS  
KITCHEN BENCH TOP DETAIL  
CLIENT DETAILS  
NELSON & CENIA GONZALES

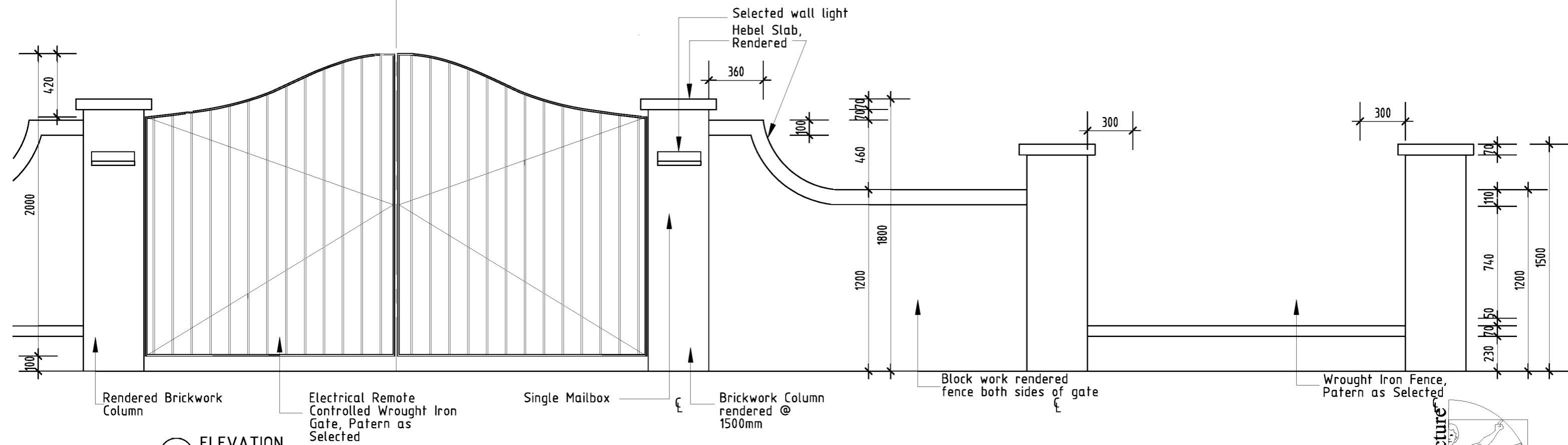
DESIGNED R.C.  
DRAWN R.C.  
CHECKED R.C.  
APPROVED DATE  
20 January 2005

SCALES 1 : 100 AT A3  
JOB No. RMC01-04  
DWG No. 1103/ WD17  
REV. B





PLAN  
SCALE 1:25



ELEVATION  
SCALE 1:25

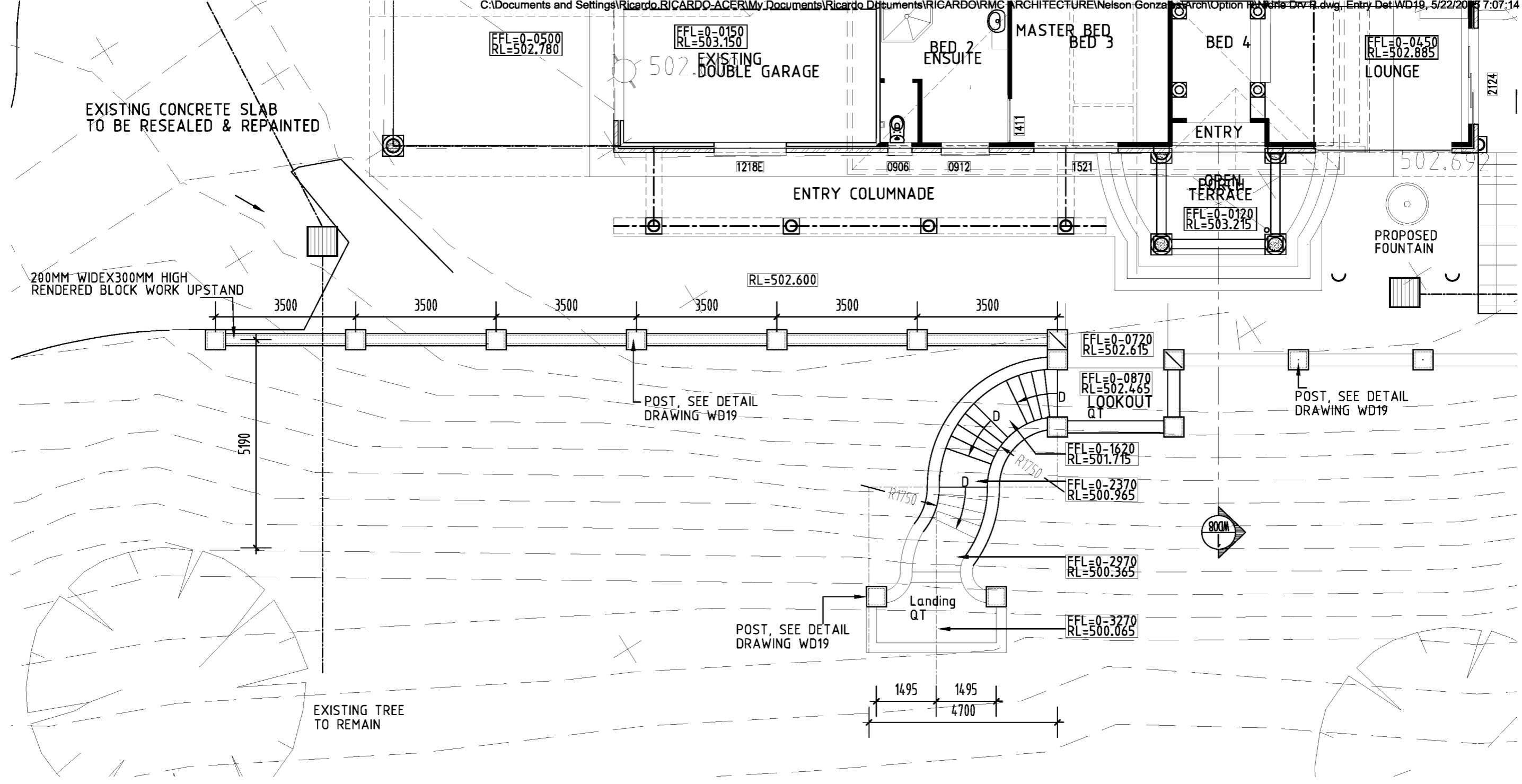
# ENTRY GATE, POST TYPE 'B' & FENCE DETAILS

	JOB NAME	DRAWING TITLE	DESIGNED	R.C.	SCALES	1 : 100	AT A3
	PROPOSED EXTENSION AND RENOVATION OF A RESIDENCE HOUSE AT 11 NIDDRIE DRIVE TOOWOOMBA, QLD	ENTRY GATE & ENCE DETAILS	DRAWN	R.C.	JOB No.	RMC01-04	
	CLIENT DETAILS	CHECKED	R.C.	DWG No.	REV.		
	NELSON & CENIA GONZALES	APPROVED DATE	07 February 2005	1103/ WD18	D		


**GENERAL NOTES:**

1. Copyright in all documents, drawings and in any work executed from them shall remain the property of Ricardo Cardo or an creation vest with RMC Architecture
2. Dimensions, levels, etc. to be verified on site prior to the commencement of work.
3. Do not scale.
4. If in doubt - ask.
5. Builder's work to comply with all relevant Australian Codes and Standards.
6. Any discrepancies to be reported to RMC Architecture for resolution before carrying out the work.


**RMC Architecture**  
 10 MASSACHUSETTS COURT  
 VARSITY LAKES  
 PH/FAX 07- 5520 7519  
 MOB. 0413 476 619

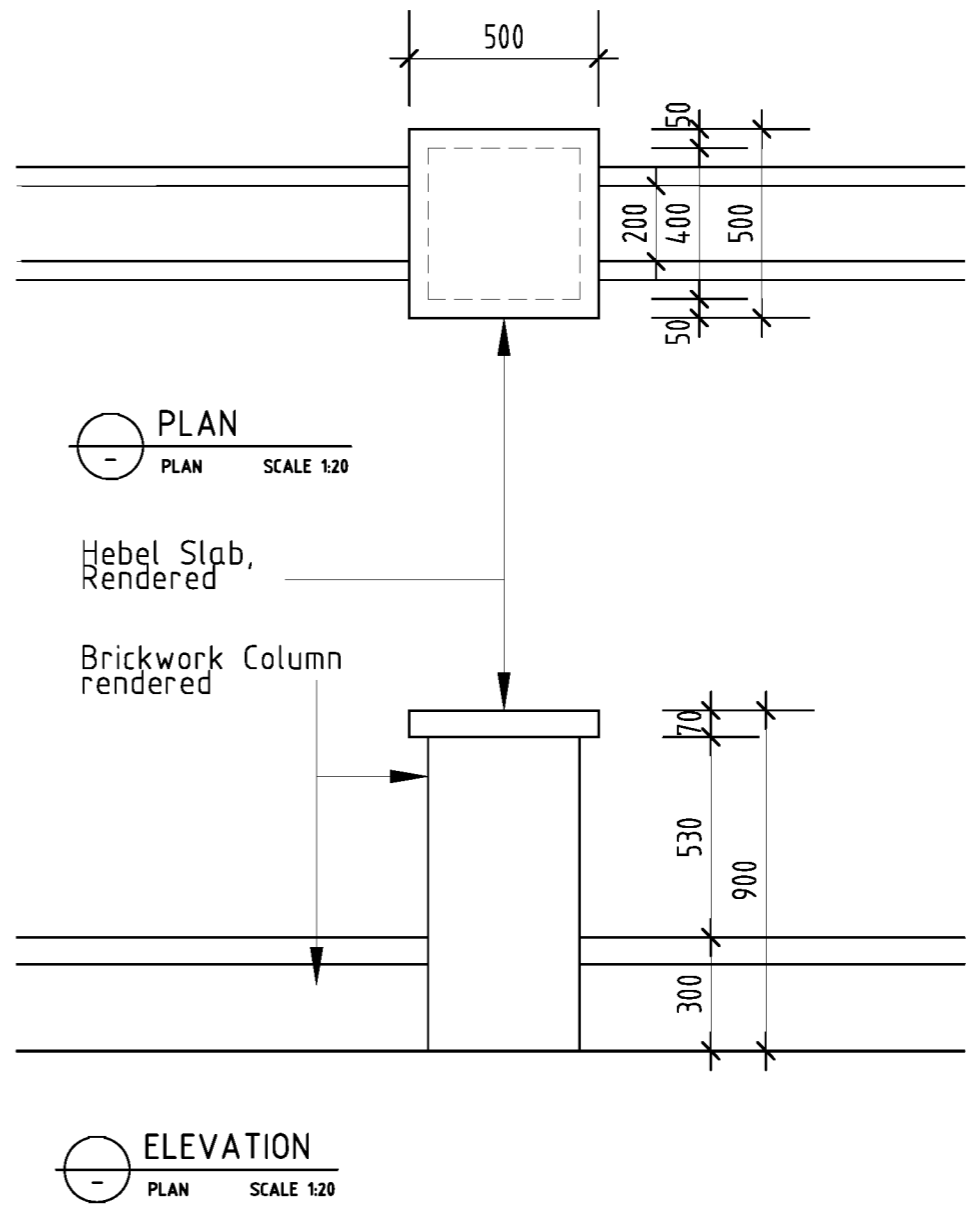
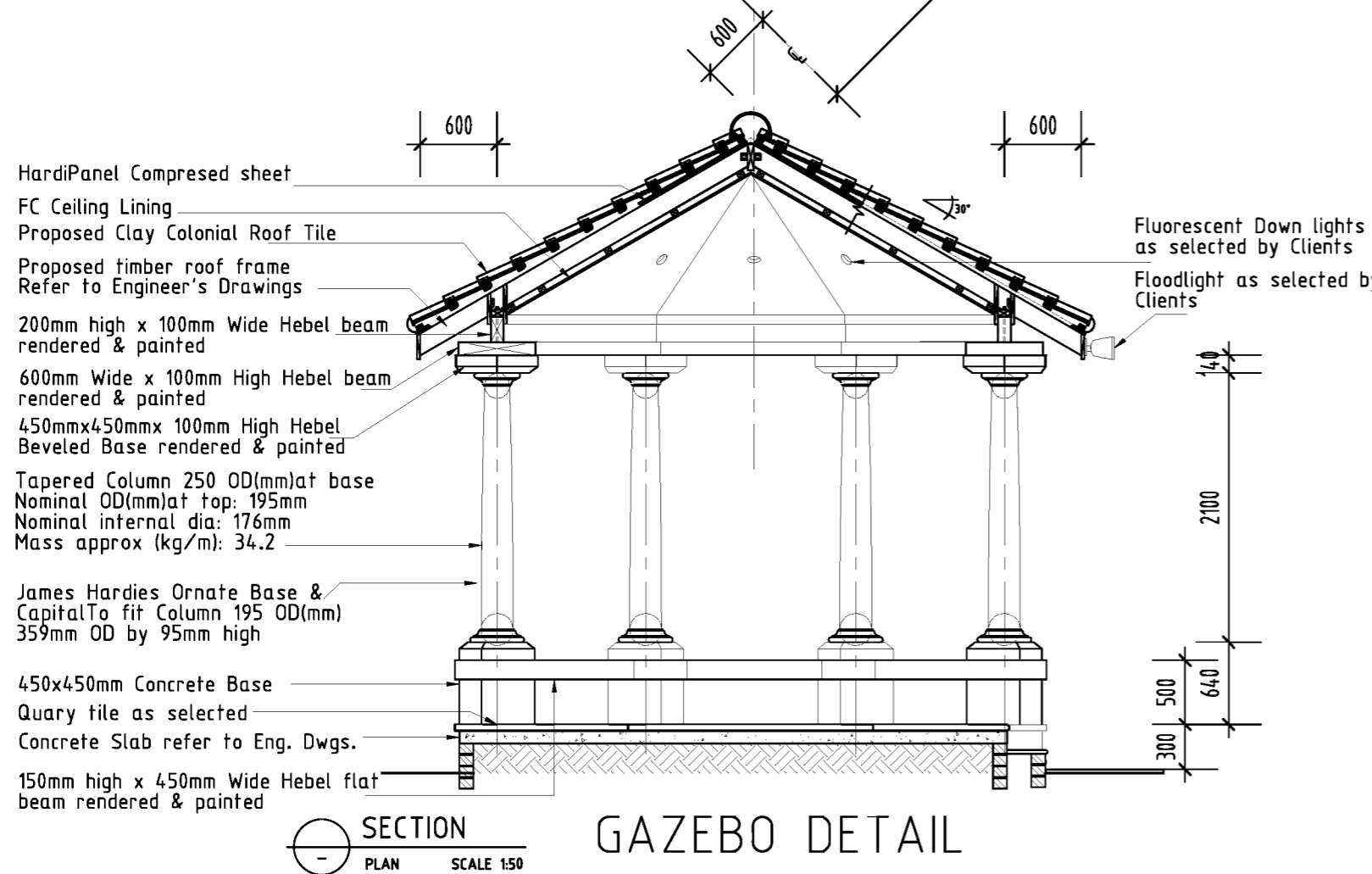
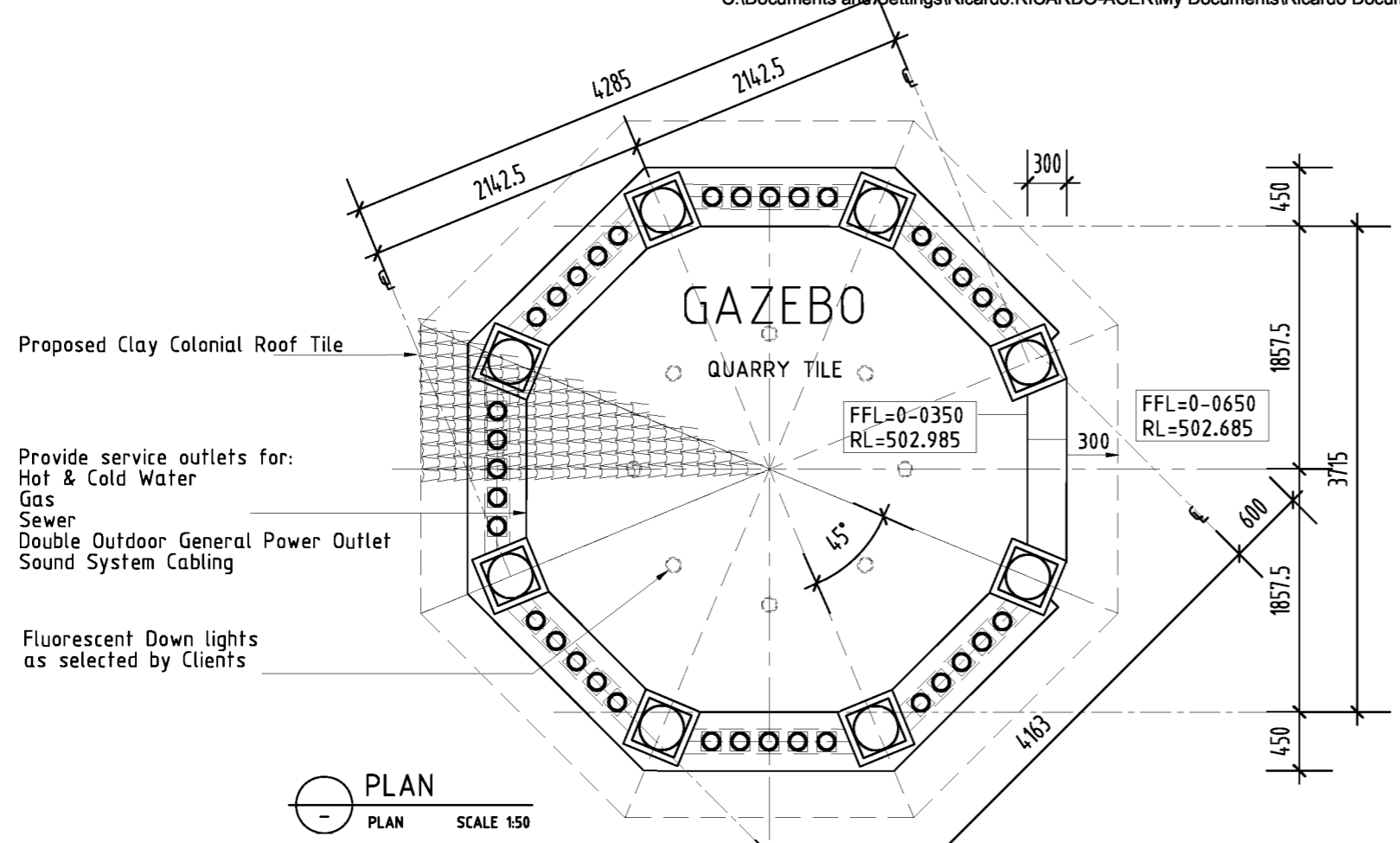


ENTRY DETAIL PLAN  
PLAN SCALE 1:100

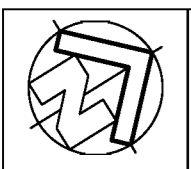
	JOB NAME	DRAWING TITLE	DESIGNED	R.C.	SCALES	1 : 100	AT A3
	PROPOSED EXTENSION AND RENOVATION OF A RESIDENCE HOUSE AT 11 NIDDRIE DRIVE TOOWOOMBA, QLD	ENTRY DETAIL PLAN	DRAWN	R.C.	JOB No.	RMC01-04	
	CLIENT DETAILS	NELSON & CENIA GONZALES	CHECKED	R.C.	DWG No.	1103/	WD19
			APPROVED DATE	19 March 2005	REV.	F	

**GENERAL NOTES:**  
 1. Copyright in all documents, drawings and in any works executed from them shall remain the property of Ricardo Cordeiro or on creation vest with RMC Architecture.  
 2. Dimensions, levels, etc. to be verified on site prior to the commencement of work.  
 3. Do not scale.  
 4. If in doubt - call.  
 5. Builder's work to comply with all relevant Australian Codes and Standards.  
 6. Any discrepancies to be reported to RMC Architecture for resolution before carrying out the work.





POST TYPE 'A' DETAIL



JOB NAME  
**PROPOSED EXTENSION AND RENOVATION OF A  
RESIDENCE HOUSE AT 11 NIDDRIE DRIVE  
TOOWOOMBA, QLD**

DRAWING TITLE  
**GAZEBO & POST TYPE 'A'  
DETAILS**

CLIENT DETAILS  
**NELSON & CENIA GONZALES**

DESIGNED R.C.  
DRAWN R.C.  
CHECKED R.C.  
APPROVED DATE  
**19 March 2005**

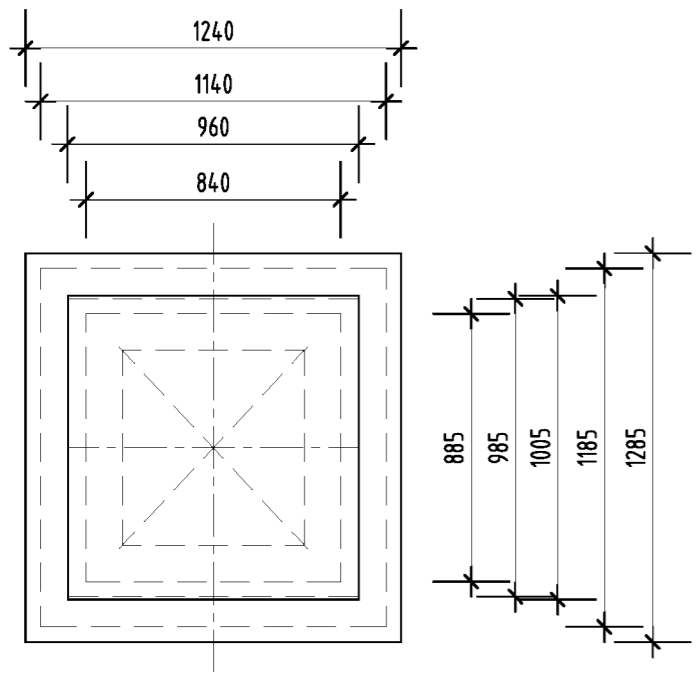
SCALES 1 : 100 AT A3  
JOB No. RMC01-04  
DWG No. 1103/ WD20  
REV. B

**GENERAL NOTES:**  
1. Copyright in all documents, drawings and in any works executed from them shall remain the property of Ricardo Carbone or an creation vest with RMC Architecture  
2. Dimensions, levels, etc. to be verified on site prior to the commencement of work.  
3. Do not scale.  
4. If in doubt - call  
5. Builder's work to comply with all relevant Australian Codes and Standards.  
6. Any discrepancies to be reported to RMC Architecture for resolution before carrying out the work.

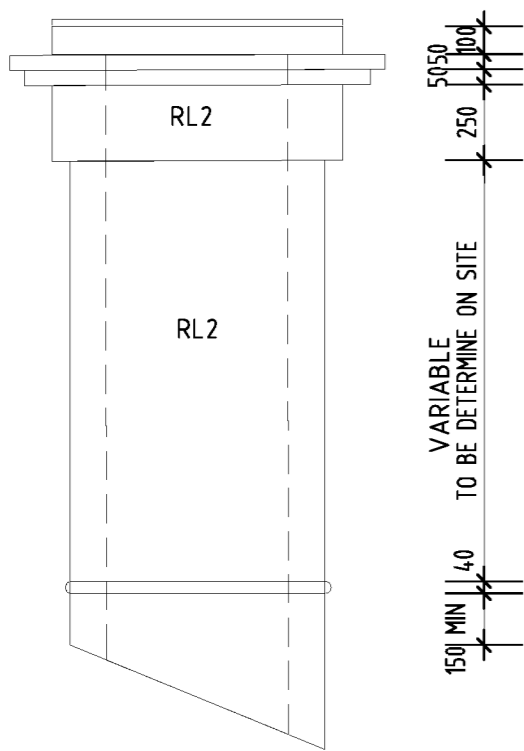
**RMC Architecture**

10 MASSACHUSETTS COURT  
VARSITY LAKES  
PH/FAX 07- 5520 7519  
MOB. 0413 476 619



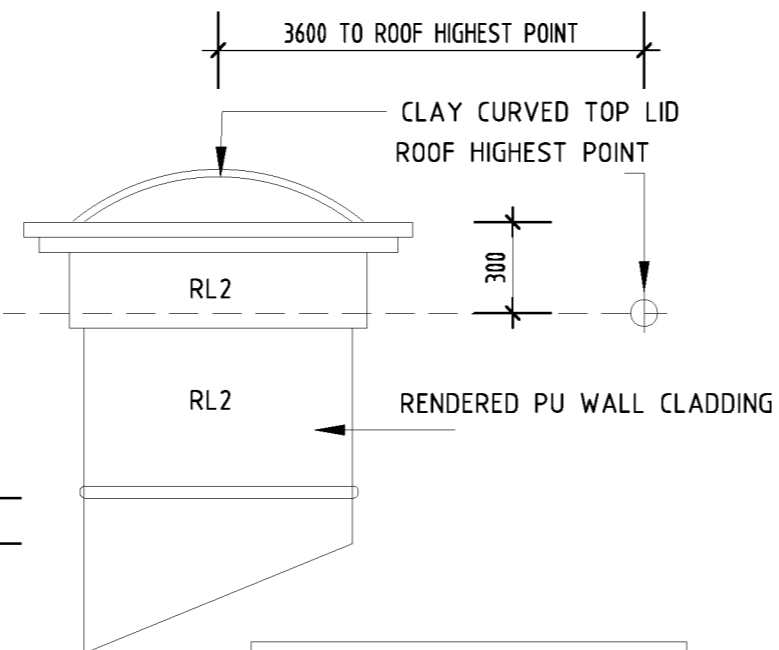


PLAN  
SCALE 1:20

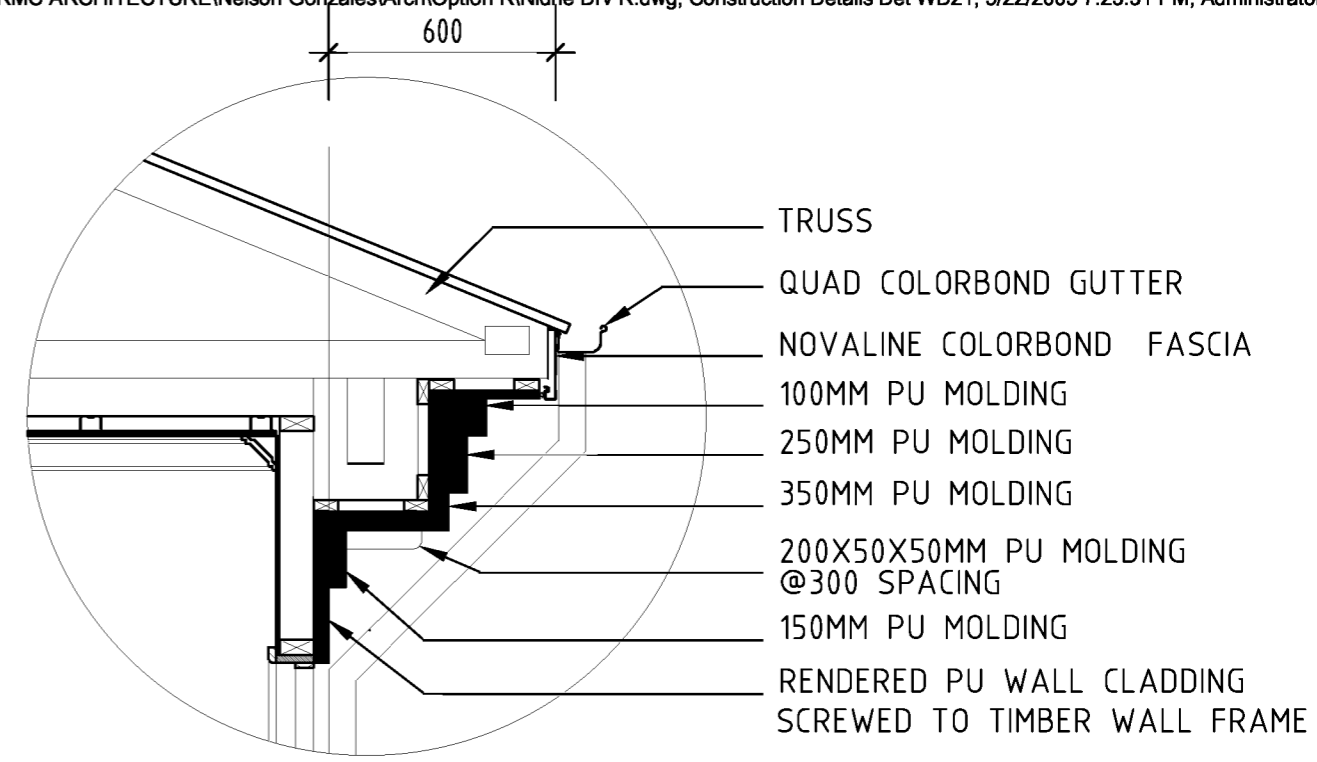


ELEVATIONS  
SCALE 1:20

CHIMNEY DETAIL



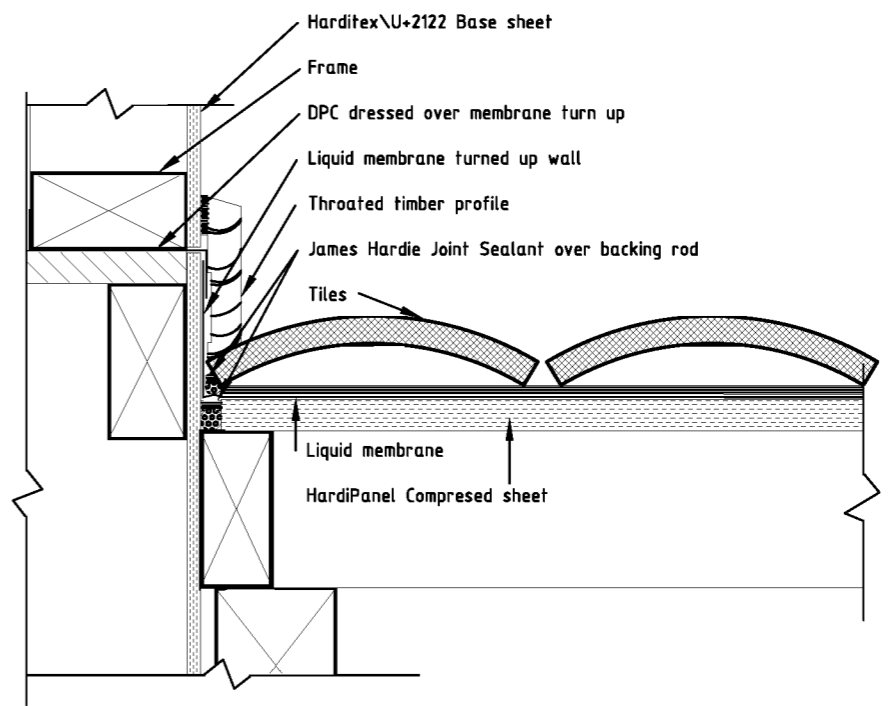
NOTE:  
CHIMNEY CONSTRUCTION IN ACCORDAANCE WITH PART 3.7.3 HEATING APPLIANCES OF BCA 2005



SECTION  
SCALE 1:20

PU= 45MM OR 38MM ARCHITECTURAL HARD COATING POLYURETHANE MOLDING, WITH TEXTURED & PAINTED RENDER.

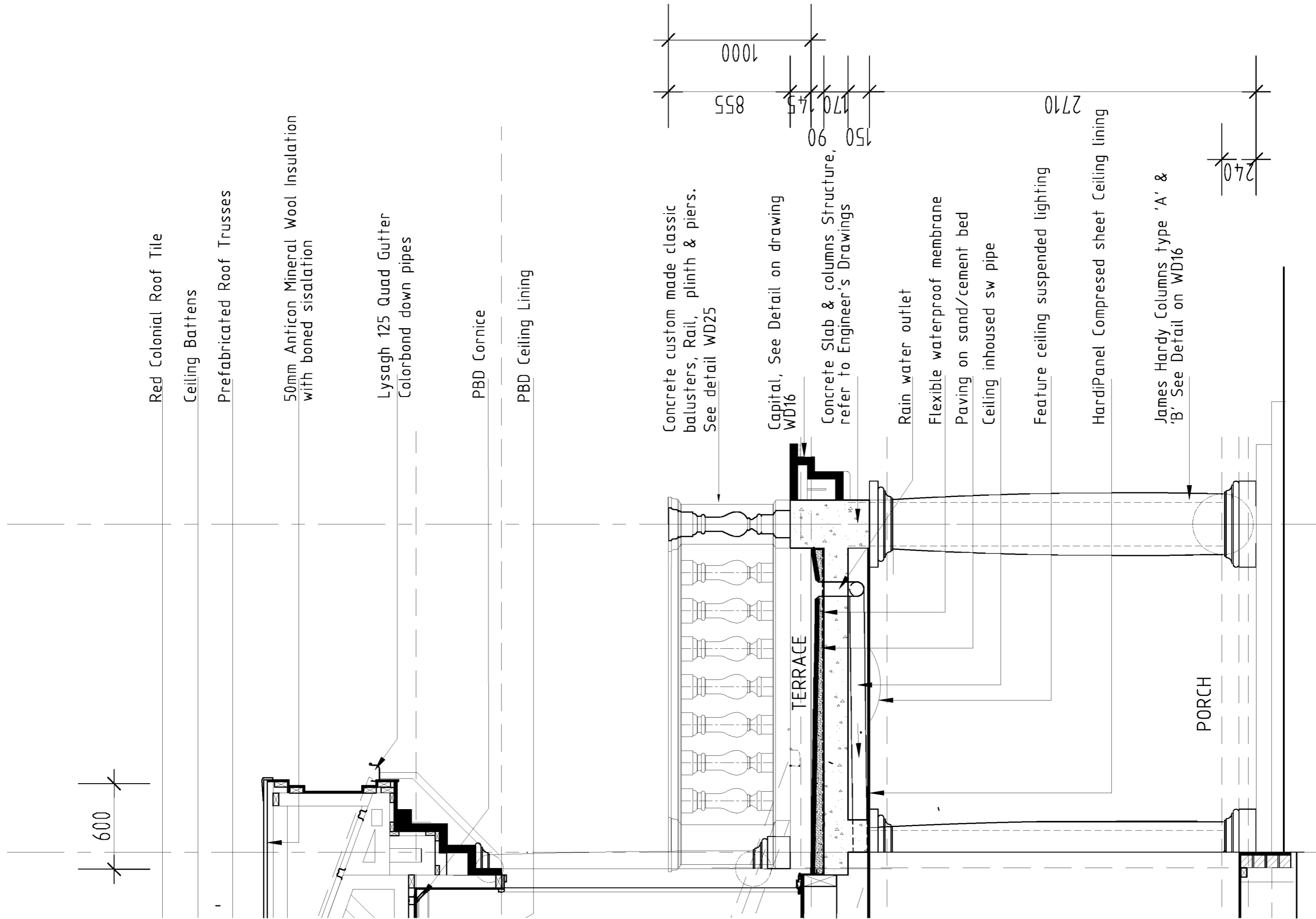
TYPICAL WALL SCOTIA DETAIL



SECTION  
SCALE 1:5

TYPICAL ROOF SEALING DETAIL

	JOB NAME PROPOSED EXTENSION AND RENOVATION OF A RESIDENCE HOUSE AT 11 NIDDRIE DRIVE TOOWOOMBA, QLD	DRAWING TITLE SCOTIA DETAIL & ROOF SEALING DETAIL	DESIGNED R.C.	SCALES 1 : 100	AT A3	GENERAL NOTES: 1. Copyright in all documents drawings and in any works executed from them shall remain the property of Ricardo Cordeiro or an creation vest with RMC Architecture. 2. Dimensions, levels, etc. to be verified on site prior to the commencement of work. 3. Do not scale. 4. If in doubt - ask. 5. Builder's work to comply with all relevant Australian Codes and Standards. 6. Any discrepancies to be reported to RMC Architecture for resolution before carrying out the work.
		CLIENT DETAILS NELSON & CENIA GONZALES	CHECKED R.C.	JOB No. RMC01-04	DWG No. 1103/ WD21	
			APPROVED DATE 19 March 2005			RMC Architecture 10 MASSACHUSETTS COURT VARSITY LAKES PH/FAX 07- 5520 7519 MOB. 0413 476 619



Red Colonial Roof Tile

Ceiling Battens

Prefabricated Roof Trusses

50mm Anticon Mineral Wool Insulation with boned sisalation

Lysagh 125 Quad Gutter Colorbond down pipes

PBD Cornice

PBD Ceiling Lining

Concrete custom made classic balusters, Rail, plinth & piers. See detail WD25

Capital, See Detail on drawing WD16

Concrete Slab & columns Structure, refer to Engineer's Drawings

Rain water outlet

Flexible waterproof membrane


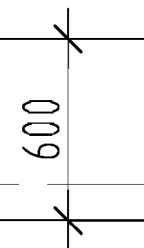
Paving on sand/cement bed

Ceiling inhoused sw pipe

Feature ceiling suspended lighting

HardiPanel Compressed sheet Ceiling lining

James Hardy Columns type 'A' & 'B' See Detail on WD16



TERRACE

PORCH

SECTION PLAN SCALE 1:25

ENTRY PORCH DETAIL



JOB NAME  
**PROPOSED EXTENSION AND RENOVATION OF A RESIDENCE HOUSE AT 11 NIDDRIE DRIVE TOOWOOMBA, QLD**

DRAWING TITLE  
**ENTRY PORCH SECTION DETAIL**

CLIENT DETAILS  
**NELSON & CENIA GONZALES**

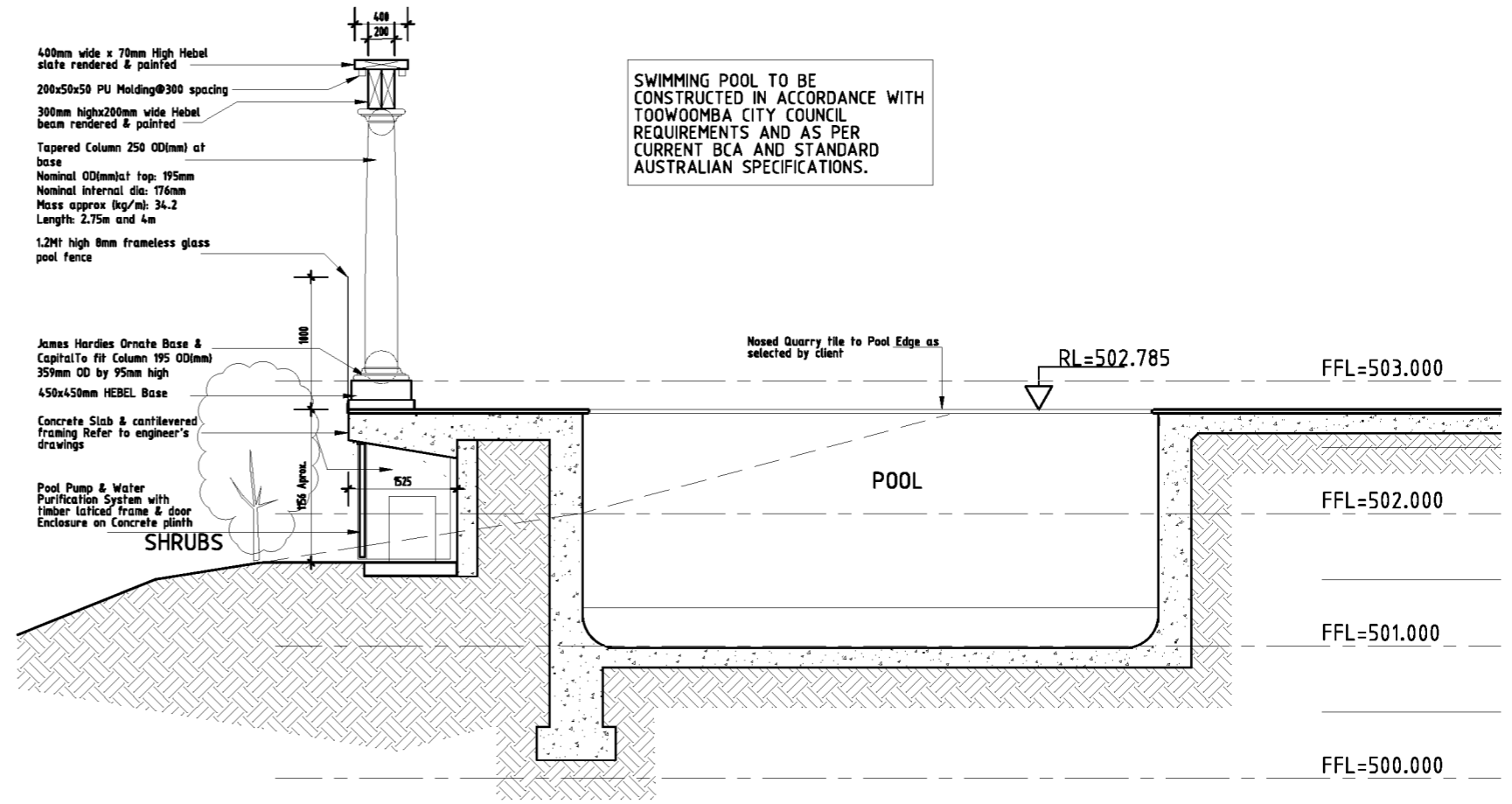
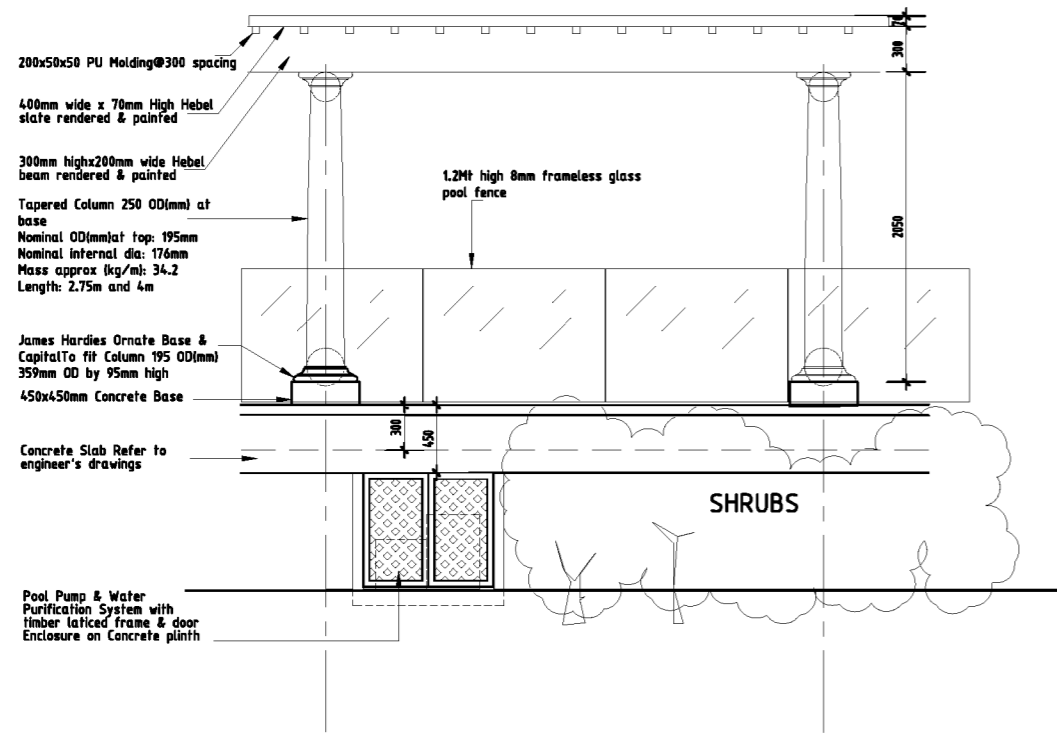
DESIGNED R.C.  
 DRAWN R.C.  
 CHECKED R.C.  
 APPROVED DATE  
**19 March 2005**

SCALES 1 : 100 AT A3  
 JOB No. RMC01-04  
 DWG No. 1103/ WD22  
 REV. C

GENERAL NOTES:  
 1. Copyright in all documents, drawings and in any works executed from them shall remain the property of Ricardo Cordeiro or an creation vest with RMC Architecture  
 2. Dimensions, levels, etc. to be verified on site prior to the commencement of work.  
 3. Do not scale.  
 4. If in doubt - ask  
 5. Builder's work to comply with all relevant Australian Codes and Standards.  
 6. Any discrepancies to be reported to RMC Architecture for resolution before carrying out the work.

**RMC Architecture**

10 MASSACHUSETTS COURT  
 VARSITY LAKES  
 PH/FAX 07- 5520 7519  
 MOB. 0413 476 619



SWIMMING POOL TO BE CONSTRUCTED IN ACCORDANCE WITH TOOWOOMBA CITY COUNCIL REQUIREMENTS AND AS PER CURRENT BCA AND STANDARD AUSTRALIAN SPECIFICATIONS.

ELEVATION  
SCALE 1:50

SECTION  
PLAN SCALE 1:50

# POOL COLUMNADE DETAIL

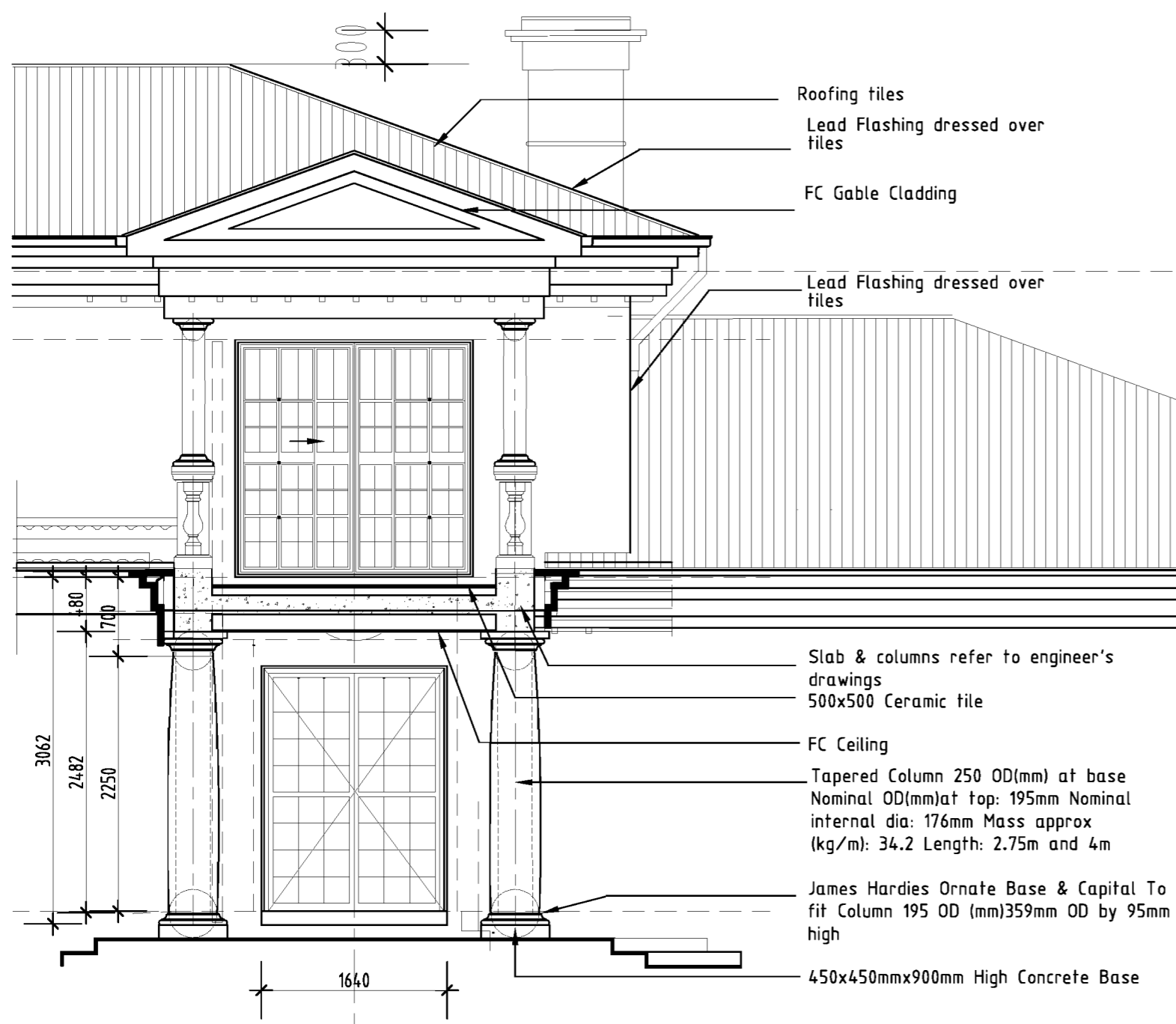
	JOB NAME	DRAWING TITLE	DESIGNED	R.C.	SCALES	1 : 50	AT A3
	PROPOSED EXTENSION AND RENOVATION OF A RESIDENCE HOUSE AT 11 NIDDRIE DRIVE TOOWOOMBA, QLD	POOL COLUMNADE DETAIL	DRAWN	R.C.	JOB No.	RMC01-04	
		CLIENT DETAILS	CHECKED	R.C.	DWG No.	1103/ WD23	REV.
		NELSON & CENIA GONZALES	APPROVED DATE	19 March 2005		B	

**GENERAL NOTES:**

- Copyright in all documents, drawings and in any works executed from them shall remain the property of Ricardo Cardova or an creation vest with RMC Architecture
- Dimensions, levels, etc. to be verified on site prior to the commencement of work.
- Do not scale.
- If in doubt - ask.
- Builder's work to comply with all relevant Australian Codes and Standards.
- Any discrepancies to be reported to RMC Architecture for resolution before carrying out the work.


**RMC Architecture**

10 MASSACHUSETTS COURT  
VARSITY LAKES  
PH/FAX 07- 5520 7519  
MOB. 0413 476 619



SECTION THROUGH PORCH  
 SCALE 1:50

# MAIN ENTRY DETAILS



**JOB NAME**  
 PROPOSED EXTENSION AND RENOVATION OF A  
 RESIDENCE HOUSE AT 11 NIDDRIE DRIVE  
 TOOWOOMBA, QLD

**DRAWING TITLE**  
 MAIN ENTRY DETAILS

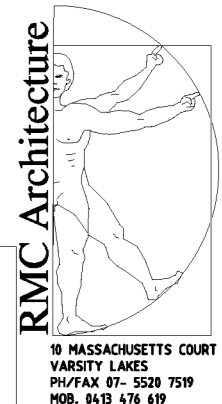
**CLIENT DETAILS**  
 NELSON & CENIA GONZALES

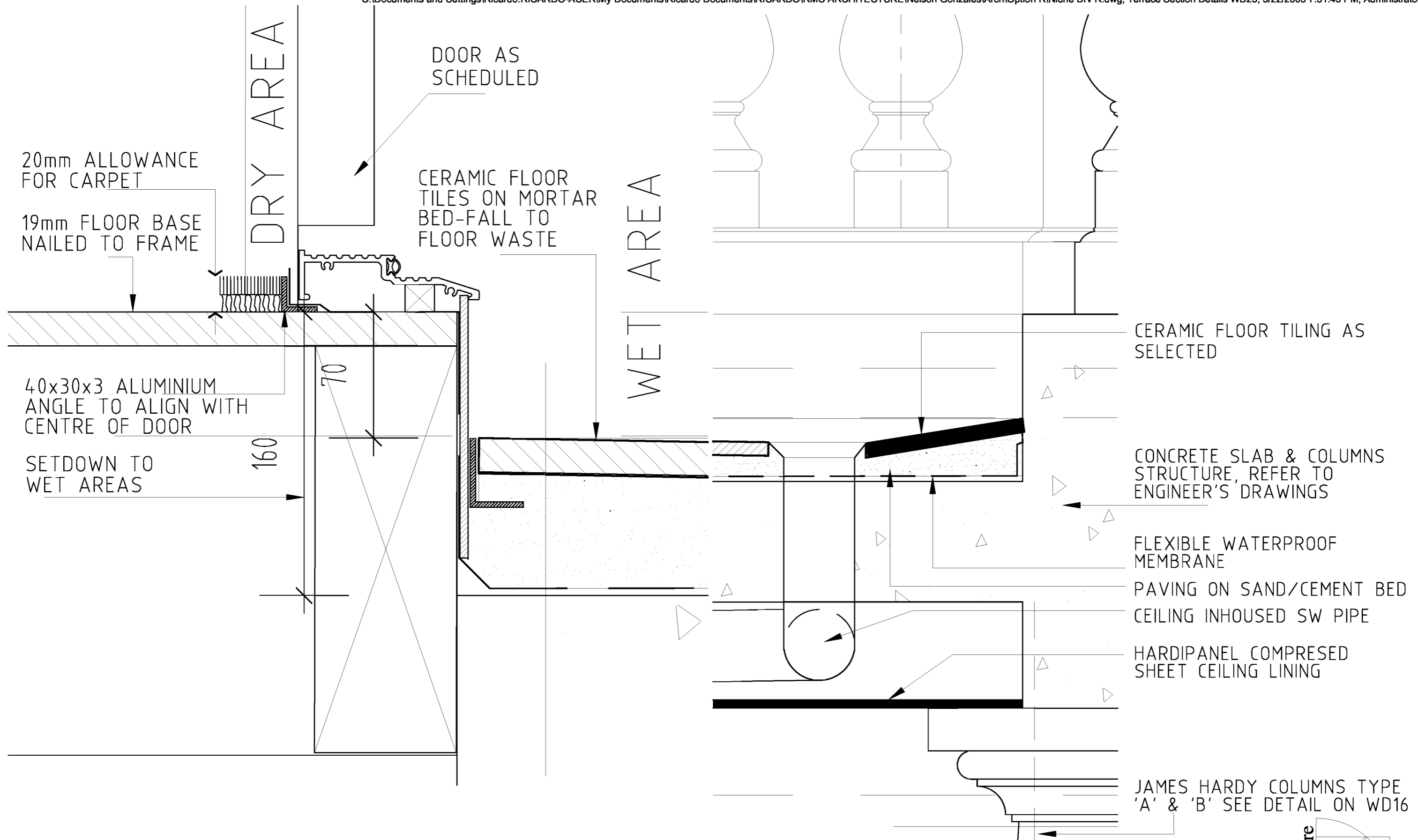
DESIGNED	R.C.
DRAWN	R.C.
CHECKED	R.C.
APPROVED DATE	19 March 2005

SCALES	1 : 50	AT A3
JOB No.	RMC01-04	
DWG No.	1103/	WD24
REV.	C	

**GENERAL NOTES:**

- Copyright in all documents, drawings and in any works executed from them shall remain the property of Ricardo Corleone or an creation vest with RMC Architecture
- Dimensions, levels, etc. to be verified on site prior to the commencement of work.
- Do not scale.
- If in doubt - ask
- Builder's work to comply with all relevant Australian Codes and Standards.
- Any discrepancies to be reported to RMC Architecture for resolution before carrying out the work.




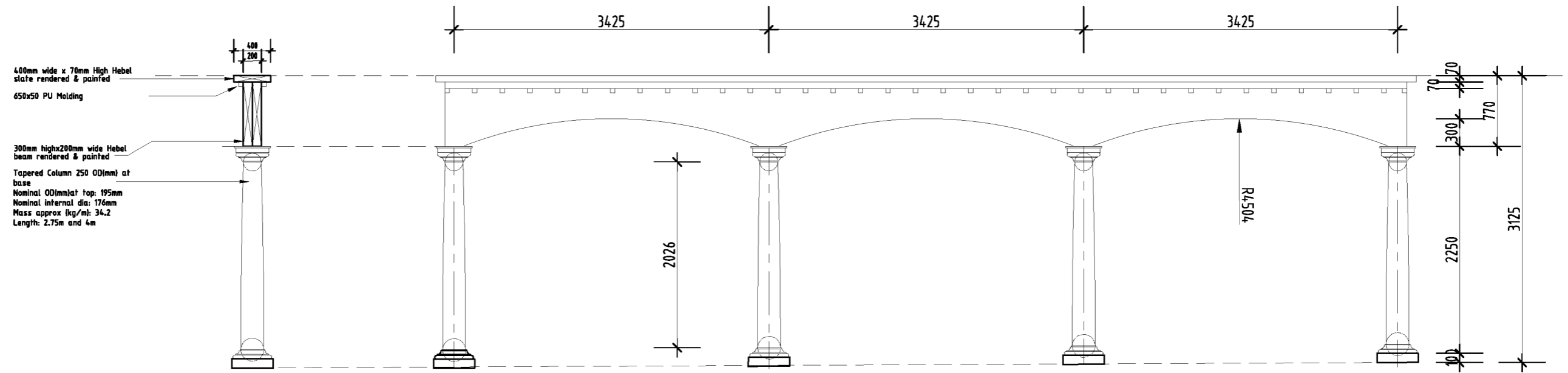


DOOR THRESHOLD DETAIL  
SCALE 1:2

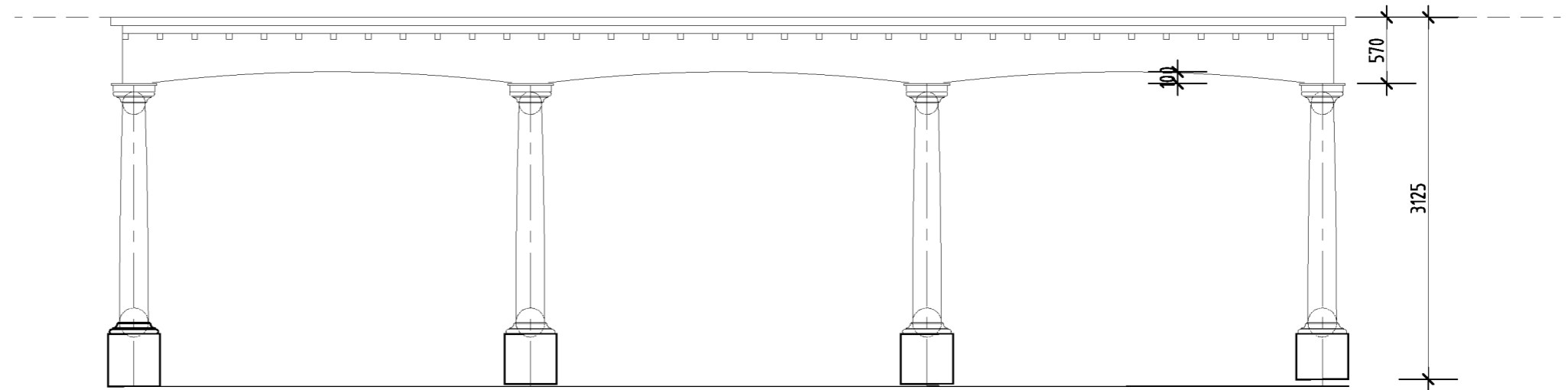
SW FLOOR WASTE DETAIL  
SCALE 1:5

	<b>JOB NAME</b> PROPOSED EXTENSION AND RENOVATION OF A RESIDENCE HOUSE AT 11 NIDDRIE DRIVE TOOWOOMBA, QLD	<b>DRAWING TITLE</b> TERRACE DETAILS	DESIGNED R.C. DRAWN R.C. CHECKED R.C.	SCALES 1 : 2 1 : 5 AT A3 JOB No. RMC01-04	<b>GENERAL NOTES:</b> 1. Copyright in all documents, drawings and in any works executed from them shall remain the property of Ricardo Cordeiro or an creation vest with RMC Architecture 2. Dimensions, levels, etc. to be verified on site prior to the commencement of work. 3. Do not scale. 4. If in doubt - ask. 5. Builder's work to comply with all relevant Australian Codes and Standards. 6. Any discrepancies to be reported to RMC Architecture for resolution before carrying out the work.
		<b>CLIENT DETAILS</b> NELSON & CENIA GONZALES	APPROVED DATE 19 March 2005	DWG No. 1103/ WD25 REV. A	






COLUMNNADE ELEVATION OPTION 1  
SCALE 1:50



COLUMNNADE ELEVATION OPTION 2  
SCALE 1:50



COLUMNNADE ELEVATION OPTION 1  
SCALE 1:50

	JOB NAME	DRAWING TITLE
	PROPOSED EXTENSION AND RENOVATION OF A RESIDENCE HOUSE AT 11 NIDDRIE DRIVE TOOWOOMBA, QLD	COLUMNNADE DETAILS
	CLIENT DETAILS	
	NELSON & CENIA GONZALES	

DESIGNED	R.C.
DRAWN	R.C.
CHECKED	R.C.
APPROVED DATE	19 March 2005

SCALES	1 : 100	AT A3
JOB No.	RMC01-04	
DWG No.	1103/	WD26
REV.	A	

**GENERAL NOTES:**  
 1. Copyright in all documents, drawings and in any works associated from them shall remain the property of Ricardo Architecture.  
 2. Dimensions, levels, etc. to be verified on site prior to the commencement of work.  
 3. Do not scale.  
 4. If in doubt - ask.  
 5. Builder's work to comply with all relevant Australian Codes and Standards.  
 6. Any discrepancies to be reported to RMC Architecture for resolution before carrying out the work.

