



WINNEBAGO
The Motorhome People



ESPERANCE RANGE



Unique and Versatile

The Esperance motorhome range is innovation and luxury throughout, an abundance of thoughtful features enhance your enjoyment, space to relax and move without restriction. A variety of sleeping options is offered with posturepedic bed slats – large island beds, the unique roll down bed, bunk or single beds. The contoured circular lounge featured in each model is comfortable and practical. The gourmet kitchen with its huge bench space and latest appliances will have you cooking up a treat. The bathroom offers a separate shower with hot and cold running water, a flushing porcelain bowl toilet and a vanity unit with more than ample storage. The cabin offers comfort, safety and an abundance of new technology. Esperance certainly, will enhance your motorhoming enjoyment.





Model C2634SL

Established in 1965, Winnebago is the No.1 Motorhome Manufacturer in the Southern Hemisphere. Winnebago is an Australian owned company with a wealth of manufacturing experience in Australia for Australian conditions.



Lowline (B Class) models

B2463



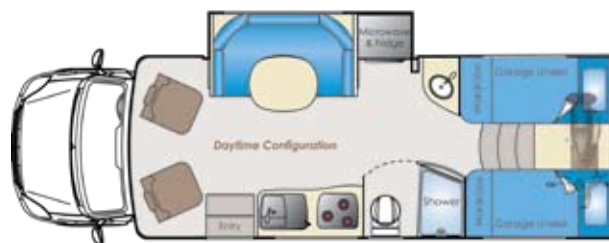
With electric roll down bed.

B2664SL



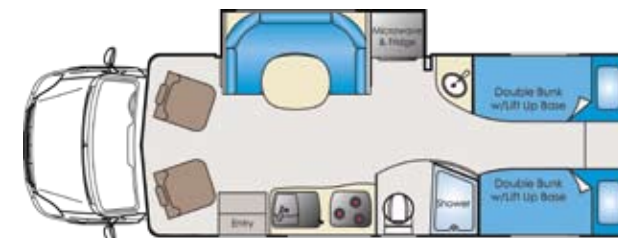
With single beds.

B2674SL



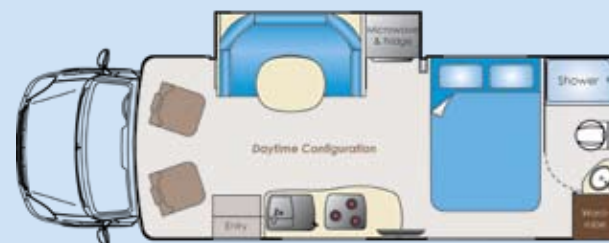
With Garage. Single beds convert to a double bed.

B2665SL



With bunk beds.

B2634SL



With island bed and rear bathroom.

B2694SL



With Island bed and mid bathroom.

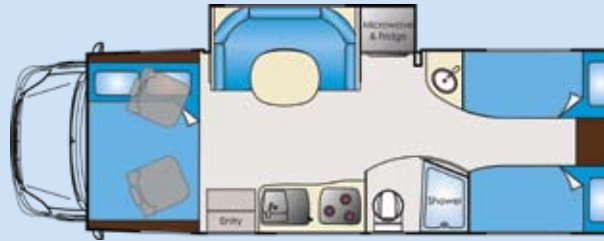
Highline (C Class) models with additional bed over the cabin

C2464



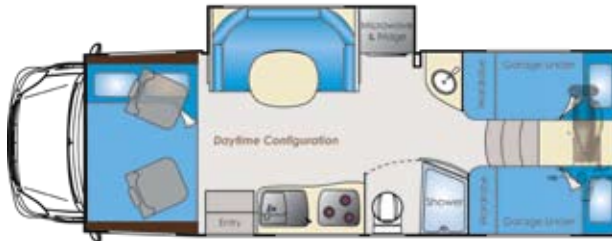
With electric roll down bed.

C2664SL



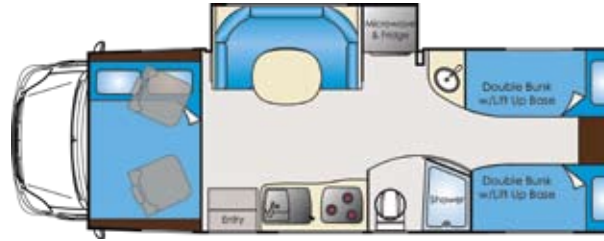
With single beds.

C2674SL



With garage. Single beds convert to a double bed.

C2666SL



With bunk beds.

C2634SL



With island bed and rear bathroom.

C2694SL



With Island bed and mid bathroom.

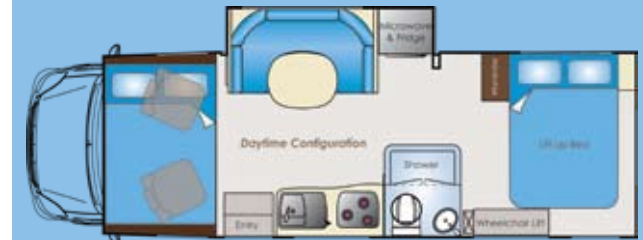


Wheelchair friendly

The wheelchair friendly Esperance has an additional wider entrance door allowing for wheelchair or mobility scooter access utilising a standard fit electric wheelchair lift from the ground, rolling into the bedroom.



Highline C2694WSL





Day position.



Bunk position.



Electric roll down bed. Night position.

It's your choice

Motorhoming is a personal experience and you can choose the model best suited to your needs and desires, whether you intend to travel extensively for long periods of time, perhaps short breaks only, maybe you are involved in a sport or hobby or perhaps conduct business on the road. Whether you travel alone or together, with children or a pet, whether you carry a large amount of goods or live a simple lifestyle, whether you choose to free camp or prefer the company of caravan parks, the Esperance model range can cater for your desires.

HIGHLINE OR LOWLINE – This means that some models have a bed also located over the cabin (also known as C Class) and others do not (B Class). The choice is yours, it makes no noticeable difference to driving the motorhome, it's whether you want to use the extra bed, have it there just in case or whether it's just that you appreciate the lowline profile.

THE LIVING AREA – The slide out rooms in most Esperance models dramatically increase the living area and the cabin space further expands the living area

STORAGE – Our models offer a huge amount of storage space, internally, there are cupboards, drawers and a wardrobe, externally, there are storage bins of various sizes right up to the huge "garage" model.

FOR THE FAMILY – There is ample space for the children and you, to sleep, to eat, to enjoy, storing all those necessary items. For example in the bunk model, the lower bunks can both fold up to provide storage for bikes, surfboards and other large items, large doors open each side to allow access from the outside, or perhaps just lie in bed with the side doors open and stare at the starry sky.

LIVING OUTSIDE – The large roll out awning provides shade as you relax on a camp chair, staring at the ocean, take in a good read, listening to the footy or your favourite music from the outdoor entertainment centre. Plug the BBQ into the gas fitting and wonder why you didn't do this years ago.




as the driver and passenger seats both swivel (in most models) to provide more comfortable seating. The circular contoured lounge is comfortable as well as practical as the dining table can collapse to provide an additional bed if so desired.

THE KITCHEN – The kitchen is a gourmet's delight incorporating huge slide out drawers for all those items as well as offering a cook top, grill and full oven. The refrigerator/freezer operates on 240v, battery or gas so whatever the situation, your food and drink is cold. What's more, the refrigerator will automatically switch itself to the correct power mode.

THE BEDROOM – A good night's sleep is important and Esperance offers a range of bedding options to best suit your needs. Our Island beds offer a walk around convenience; single beds can provide undisturbed sleep whether the low single beds are your preference, bunk beds or high single beds above the garage, single beds easily converted into a queen size bed. Of course there is the unique space saving electric roll down bed which, by day is located on the ceiling, by night, at the press of a switch, the bed comes down – a bedroom by night, a living area by day.

THE BATHROOM – All Esperance bathrooms are large and the shower is separated from the toilet by a rollaway shower curtain, so you do not wet the rest of the bathroom whilst showering, otherwise known as a "dry bathroom". Our toilets are lined with porcelain and easily flush to a sealed cassette. The vanity unit, storage, mirrors and down lights round off the perfect travelling bathroom.





Motorhome specifications

Model	B2463	B2634SL	B2664SL	B2665SL	B2674SL	B2694SL	C2464	C2634SL	C2664SL	C2666SL	C2674SL	C2694SL/W
Iveco 50C18 AMT	*	*	*	*	*	*	*	*	*	*	*	*
Iveco 50C18 Manual	*	*	*	*	*	*	*	*	*	*	*	*
Exterior Length	7170mm	7936mm	7936mm	7936mm	7936mm	7936mm	7170mm	7936mm	7936mm	7936mm	7936mm	7936mm
Exterior Width	2495mm	2495mm	2495mm	2495mm	2495mm	2495mm	2495mm	2495mm	2495mm	2495mm	2495mm	2495mm
Exterior Height	3120mm	3120mm	3120mm	3120mm	3120mm	3120mm	3150mm	3150mm	3150mm	3150mm	3150mm	3150mm
Wheel Base	4350mm	4350mm	4350mm	4350mm	4350mm	4350mm	4350mm	4350mm	4350mm	4350mm	4350mm	4350mm
Interior Height	2015mm	2015mm	2015mm	2015mm	2015mm	2015mm	2015mm	2015mm	2015mm	2015mm	2015mm	2015mm
Fresh Water Capacity	100 ltr	100 ltr	100 ltr	100 ltr	100 ltr	100 ltr	100 ltr	100 ltr	100 ltr	100 ltr	100 ltr	100 ltr
Grey Water Capacity	100 ltr	100 ltr	100 ltr	100 ltr	100 ltr	100 ltr	100 ltr	100 ltr	100 ltr	100 ltr	100 ltr	100 ltr
Black Water Capacity	19 ltr	19 ltr	19 ltr	19 ltr	19 ltr	19 ltr	19 ltr	19 ltr	19 ltr	19 ltr	19 ltr	19 ltr
Hot Water Capacity	14 ltr	14 ltr	14 ltr	14 ltr	14 ltr	14 ltr	14 ltr	14 ltr	14 ltr	14 ltr	14 ltr	14 ltr
LP Gas	2 x 4kg	2 x 4kg	2 x 4kg	2 x 4kg	2 x 4kg	2 x 4kg	2 x 4kg	2 x 4kg	2 x 4kg	2 x 4kg	2 x 4kg	2 x 4kg

Chassis specifications

Iveco 50C18

Engine	4 cylinder turbo diesel
Displacement	2998cc
Power	130kw (176hp) @ 3200-3500rpm
Torque	400Nm @ 1250 – 3000 rpm
Transmission	6 speed manual or automated manual
Fuel Type	Diesel
Fuel Capacity	100 ltr
Driven Wheels	Rear wheel drive
Rear Wheel Configuration	Dual rear wheels
Tyres	195/75 R16
Wheelbase	4350mm
Suspension	Independent front suspension
Brakes	Four wheel disc brakes
Gross Vehicle Mass	4495kg*
Gross Combined Mass	8000kg
Licence Requirement	STD car licence/LR for B2665 SL & C2666 SL

* Upgradeable to 5200kg GVM.



Standard features and options

Chassis Features

Power windows
Power steering
Power mirrors
Cruise control
Central locking
ASR Traction control
ESP stability control
ABS braking system
Driver and passenger airbags
Swivel front seats (most models)
Engine immobiliser
Climate controlled air conditioning

Motorhome Features

Motorhome Features	B2463	B2634SL	B2664SL	B2665SL	B2674SL	B2694SL	C2464	C2634SL	C2664SL	C2666SL	C2674SL	C2694SL	C2694WSL
Remote controlled air conditioning	✓	✓	✓	✓	✓	✓	✓	✓	✓	✓	✓	✓	✓
Slide out room		✓	✓	✓	✓	✓		✓	✓	✓	✓	✓	✓
Roll down bed	✓						✓						
Ducted diesel furnace heater	✓	✓	✓	✓	✓	✓	✓	✓	✓	✓	✓	✓	✓
External shower	✓	✓	✓	✓	✓	✓	✓	✓	✓	✓	✓	✓	✓
Inverter system	✓	✓	✓	✓	✓	✓	✓	✓	✓	✓	✓	✓	✓
Generator storage facility	✓	✓	✓	✓	✓	✓	✓	✓	✓	✓	✓	✓	✓
Remote controlled fan	✓	✓	✓	✓	✓	✓	✓	✓	✓	✓	✓	✓	✓
LCD television and DVD	✓	✓	✓	✓	✓	✓	✓	✓	✓	✓	✓	✓	✓
Roll out awning	✓	✓	✓	✓	✓	✓	✓	✓	✓	✓	✓	✓	✓
Separate shower and toilet	✓	✓	✓	✓	✓	✓	✓	✓	✓	✓	✓	✓	✓
Porcelain bowl toilet	✓	✓	✓	✓	✓	✓	✓	✓	✓	✓	✓	✓	✓
Satellite navigation (GPS)	✓	✓	✓	✓	✓	✓	✓	✓	✓	✓	✓	✓	✓
Colour reversing camera	✓	✓	✓	✓	✓	✓	✓	✓	✓	✓	✓	✓	✓



Other Features

Bathroom 12 volt roof fan in bathroom Hanging rail in shower Mirror with lights over vanity Porcelain bowl toilet Separate shower Separate vanity basin Shower roller blind Sky light in bathroom Toilet roll holder Toothbrush holder Towel rail Bedroom Envirofoam mattress on main bed Full length wardrobe Lift up beds on gas struts for easy lifting Posturepedic bed slats that contour to your body (not B2463 & C2464) Body Construction Acrylic tail light surrounds Aerodynamic fibreglass moulded front Colour matched external decals Domed roof for water run off Foam insulated Winnebago side wall panel with welded metal frame Full length roof guttering Metal under floor protection Motorhome entry door with dead bolt & fly screen Moulded wheel arch flares	Mud flaps front & rear One piece plywood floor laminated on foam insulated fully welded metal frame One piece EDPM rubber roof One piece pinchweld seal on storage bins Power point in storage bin Radius bottom on side skirts Radius roof sides Roll out awning – colour coordinated Separate fibreglass rear wall moulds with spoiler and bumper Single step entry Slide out battery tray Slide out storage bin for generator or BBQ (not B2674 & C2674) Smooth external fibreglass Cabin Colour coordinated swivel seats (some models) Run radio off motorhome batteries Windshield privacy curtain Electrical 12 & 240 volt power throughout 12 volt lights throughout, combination of Fluoro, LED & Halogen 150w personal inverter system 240 volt roof mounted air conditioning – with slim line remote control 2 x 100 amp 12 volt motorhome batteries 22 amp battery charger	Audio speakers in the rear Awning light Earth leakage protector – 240 volt External entertainment unit High mounted radio aerial with booster LCD television with DVD player LED clearance lights Reading lights Roof lights switched down low Storage bin lights Wind-up TV antenna with booster Winnebago's unique LCD 12 volt integrated energy management system with digital clock, battery voltage and amperage reading, interior and exterior temperature reading and 12 volt low voltage cut out switch General Interior ADR approved child restraint Ample storage throughout Cabinet door hardware D handles Coat hooks Colour co-ordinated bed spread Contoured lounge Decor fabric sunblock curtains Internal grab rail at entry Ladder for cab over bed – C Class Magazine holder Metal drawer runners & sides Posturepedic seating support slats that contour to your body Pull out pantry (some models)	Radius bench tops Removable table at Lounge Slide out room for liveability Upholstered window pelmets Vinyl tiled floor throughout Heating & Cooling Diesel furnace heater Flush clamp type radius motorhome windows with safety glass Foam insulated floor walls and roof Roof vent with automatic thermo control Safety glass louver windows with fly screens Wind up large euro roof hatch Kitchen 150 litre fridge/freezer with automatic energy selection Kitchen bench extension Cutlery drawer insert Large pots & pans drawers Recessed 3 burner LPG stainless steel stove with oven & grill Sink/drainage with glass lid Stainless steel carousel microwave Stainless steel range hood with fan & light Venetian blind Plumbing & LPG 2 x 4kg gas bottles External BBQ fitting External shower	Hot water system 12 volt electric start gas & 240 volt element Mains water pressure reducer Single lever mixer taps Waste control outlet Waste evacuation hose Waste pipes 40mm in diameter Water filter tap Water tank & battery monitor system Internal/External thermometer readings Safety Features Cabin entry side steps with non slip grip tape Fire extinguisher LP gas leak detector Rubber on entry steps Safety cupboard door catches Safety exit Safety net on bed over cabin (C Class) Smoke detector Options 240 volt external power point 2 x Solar panels battery charging with regulator Electric entry step External rear ladder Removable carpet mats Tow bar Ultra leather seating Upgrade to 5200kg GVM
------------------------------------------------------------------------------------------------------------------------------------------------------------------------------------------------------------------------------------------------------------------------------------------------------------------------------------------------------------------------------------------------------------------------------------------------------------------------------------------------------------------------------------------------------------------------------------------------------------------------------------------------------------------------------------------------------------------------------------------------------------------------------------------------------------------------------------------------------------------------------------------------	----------------------------------------------------------------------------------------------------------------------------------------------------------------------------------------------------------------------------------------------------------------------------------------------------------------------------------------------------------------------------------------------------------------------------------------------------------------------------------------------------------------------------------------------------------------------------------------------------------------------------------------------------------------------------------------------------------------------------------------------------------------------------------------------------------------------------------------------------------------------------------------------------------------------------------------------------------------------------------	--------------------------------------------------------------------------------------------------------------------------------------------------------------------------------------------------------------------------------------------------------------------------------------------------------------------------------------------------------------------------------------------------------------------------------------------------------------------------------------------------------------------------------------------------------------------------------------------------------------------------------------------------------------------------------------------------------------------------------------------------------------------------------------------------------------------------------------------------------------------------------------------------------------------------------------------------------------------------------------------------------------	-----------------------------------------------------------------------------------------------------------------------------------------------------------------------------------------------------------------------------------------------------------------------------------------------------------------------------------------------------------------------------------------------------------------------------------------------------------------------------------------------------------------------------------------------------------------------------------------------------------------------------------------------------------------------------------------------------------------------------------------------------------------------------------------------------------------------------------------------------------------------------------------------------------------------------	----------------------------------------------------------------------------------------------------------------------------------------------------------------------------------------------------------------------------------------------------------------------------------------------------------------------------------------------------------------------------------------------------------------------------------------------------------------------------------------------------------------------------------------------------------------------------------------------------------------------------------------------------------------------------------------------------------------------------------------------------------------------------------------------------------------------------------

Australian built for Australian Conditions

Metal Wall, Floor and Roof Frames

The floors, walls and roof of each Winnebago motorhome consist of a fully welded metal frame to provide strength and rigidity to the motorhome body, capable of withstanding years of travel over the most uneven roads Australia has to offer. The frame is filled with a thick foam sheet which acts as an insulating material, vastly reducing road noise and assists in maintaining a moderate temperature within the motorhome. It is then laminated between two backing panels and an outer fibreglass skin, all sandwiched together using Polyurethane hot melt adhesive a process which is one of a kind in Australia.

Metal Under body protection

Unique to Winnebago are our Motorhome floors. Utilising a sandwich panel construction consisting of a one piece plywood floor laminated on foam insulated fully welded metal frame with metal underfloor protection. The metal sheeting affixed to the underside of the floor offers protection from all road surfaces.

Structural Support

Our motorhome body construction offers strength and durability, we have engineered the frame so that each panel supports the other. The motorhome floor is the key – it supports the walls as the walls are affixed to the top of the floor, not just screwed to the floor side. The roof then sits on the top of the walls thus all stress loads are shared and the body and roof gains additional strength.

Quality Control

Winnebago focuses heavily on its Quality Control processes to ensure the final product is as free of manufacturing defect as possible. We work closely with our suppliers to ensure that only quality grade material and components are used in the manufacture of each Winnebago.

Research and Development

Winnebago has invested heavily in design and engineering, both in skilled people familiar with Motorhome engineering requirements and also in computer and technical equipment incorporating the latest in design and engineering software.

Second Stage of Manufacture Compliance

All Winnebago motorhomes comply with Australian and New Zealand Governmental safety, design and self containment regulations.



RVMAA

Winnebago is a proud supporter and member of the Recreational Vehicle Manufacturers Association of Australia, the industry organisation tasked with ensuring the Motorhome Industry is at the forefront of professionalism and quality.



The Winnebago Guarantee – 5 years and a million reasons to think Winnebago

Winnebago motorhomes are protected by a market leading 2 year or one million kilometre warranty on Winnebago manufactured components* and a 5 year structural warranty on the motorhome body*. Combine that with the support and warranty offered by our chassis and component suppliers and a two year emergency roadside assist plan, and you can enjoy your Winnebago motorhome lifestyle with the peace of mind that we are behind you all the way. * Refer to warranty policy manual for terms and conditions. Commercial usage warranty terms differ.



Single beds over the garage B2674SL and C2674SL.

Your checklist to peace of mind Motorhoming

- ✓ **Winnebago is 100% Australian owned and operated**
- ✓ **Manufacturing for harsh Australian conditions since 1965**
- ✓ **Complying with all Government safety regulations for your safety**
- ✓ **Built with a strong metal frame for extra strength**
- ✓ **Fully insulated in the walls, floor and roof against noise and temperature**
- ✓ **All have a metal sheeted under floor for additional protection**
- ✓ **Winnebago Motorhomes have factory backed ownership support**
- ✓ **With free emergency roadside assist for additional peace of mind**
- ✓ **Supported by a national dealer sales and service network**
- ✓ **Market leading 2 year or 1 million kilometre warranty and a 5 year structural guarantee***



Enjoy the lifestyle and the support



Join the Winnebago RV Club

Enhance your Motorhome lifestyle with the Winnebago RV Club. Save with our fantastic discounts and benefits for members, have fun on our safaris to interesting places, create lifelong friendships at our fantastic gatherings, listen and learn at our interesting and varied seminars. We have the best motorhome insurance available, consider our Winnebago RV HELP emergency assistance program. What about our free mail forwarding service? Join now and receive your free membership compendium.

Just call AUS 1800 CLUB RV (2582 78) or NZ 0800 CLUB RV (2582 78) to find out more.



You no longer need to worry if something happens unexpectedly; Winnebago RV HELP is there to assist you on your way seven days a week, twenty four hours a day. The Winnebago RV HELP emergency Roadside assistance program offers you that extra peace of mind as you discover the sights of Australia, knowing that if an unfortunate mechanical incident does occur, there is someone at the end of the telephone to help you out – and it's free for the first 2 years.

Visit Us

Why not visit our modern manufacturing facility at Emu Plains, west of Sydney where you can relax at our Visitors Centre and enjoy guided factory tours which are held every Friday from 1.15pm by appointment only.



Optional ladder.



WINNEBAGO

Winnebago Industries

For more information contact your nearest Dealer on Freecall (AUS) **1800 102 201** or (NZ) **0800 946 643**

www.winnebago.com.au

Your Local Winnebago RV Dealer is:



PROUD MEMBERS
OF THE RVMAA

Please Read: Specifications herein are accurate at time of printing. Winnebago Industries reserve the right to modify without notice. For more detailed information please contact your nearest dealer.