

# ROAD, TRAFFIC & CAR PARKING EQUIPMENT CATALOGUE



[www.polite.com.au](http://www.polite.com.au)



POLITE ENTERPRISES CORPORATION

Catalogue V6-2004

# The Polite approach works best . . .

## . . . when it comes to road, traffic and car park safety products

Formed in 1986 by Mr Gary White and Mr James Polkinghorne, Polite Enterprises Corporation (PEC) has built an outstanding reputation for product excellence, quality and customer service.

This has enabled us to proudly supply many of Australia's major companies, government utilities, councils, hospitals, universities and airports.

Although we specialise in the design and manufacture of road, traffic and car parking equipment, our activities have broadened enormously.

Through continuous research and development and a responsiveness to customer requirements we now offer an even wider range of products and services.

A total range of products and specialised services that include car park design and refurbishment, car park traffic analysis and management, even building and property maintenance.

PEC are able to undertake the most challenging and unusual project along with the more regular tasks because our fully trained professional sales team all have engineering backgrounds. We talk your language and can accurately assess clients needs and requirements. Providing fast cost effective solutions.

A complete personal, no-obligation consultation is just a phone call away.

### **The POLITE Promise**

*Our commitment to professional excellence ensures that you, our customer, receives first class service, quality and complete satisfaction.*

• **Pride** • **Commitment** • **Service** •





## Expert Advice

PEC have the technical know how and specialised expertise to undertake a detailed analysis of your current project or situation. One phone call and an experienced consultant will visit your site and provide the expert advice you need. And it's obligation free.



## Easy Ordering

PEC makes it easy as possible to do business. Simply call our customer "Sales Priority" Freecall number for immediate assistance.



## Installation Available

A product not only has to do the job but also be installed correctly. That is why we employ a team of highly skilled tradespeople to do a professional installation regardless how large or small the job.

Access Control Equipment	Page 12,13
Anti Slip Products	Page 24
Barriers-Portable, Expandable, Pedestrian	Page 21
Bicycle Racks	Page 16
Bollards-Architectural	Page 10
Bollards-Automatic	Page 11
Bollards-Fixed, Removable, Collapsible	Page 8,9
Bollards-Flexible	Page 11
Bollards-Timber	Page 10
Boom Gates	Page 12,13
Bus Shelters	Page 27
Cable & Hose Covers	Page 25
Car Parking Bay Protection Products	Page 11
Car Parking Solutions	Page 4
Car Park Revenue Control Systems	Page 12,13
Car Stackers	Pages 14,15
Corner Guards-Rubber, Metal	Page 19
Crash Rail	Page 18
Dock Bumper-Rubber	Page 19
Expansion Joint Covers & Sealing	Page 17
Fencing-Pedestrian, Safety	Page 16
Gates-Security, Swing, Sliding, Counter Lever	Page 12,13
Guardrail	Page 18
Line Marking	Page 24
Mirrors-Convex Safety	Pages 19
One Way Traffic Controllers (road spikes)	Page 7
Pallet Rack Guards	Page 26
Park Furniture-Seats, Benches, Bins	Page 27
Queuing Posts	Page 20
Shopping Trolley Bays	Page 16
Signs-Traffic, Safety, Industrial, Factory	Page 22
Speed Humps-Metal (Slow-Go system)	Page 6
Speed Humps-Plastic, Rubber	Page 5
Street Furniture	Page 27
Super Guard-Expandable Barriers	Page 21
Traffic Control Products-General	Page 23
Wheel Stops-Concrete, Metal	Page 18

# Car Parking Solutions

PEC have economical solutions when it comes to solving your parking problems. Experience has shown that traffic flow problems and driver disorientation, in both large and small car parks, are often caused by poor initial design.

In most cases this can be easily and economically overcome with simple modifications to existing layouts, signage and markings. With our extensive range of road traffic safety signs and equipment, we are ideally placed to offer such integrated solutions.

Our experienced and fully trained professional consultants can assess your needs with an obligation free consultation; anything from refurbishing existing car parks right through to offering advice on new facilities.

## Just some of the services we have to offer are:

- Traffic Flow Analysis
- New Building Installation
- Supply and Installation of:  
Access Control Equipment, Ticket Systems,  
Guard Houses, Complete Revenue Packages
- Car Park Refurbishment Including:  
Resealing, Line Marking, Painting, Lighting, Signage
- Car stacking equipment
- Speed control systems

So take advantage of our experience, the convenience and the efficiency of dealing with one supplier. PEC has all your car parking needs covered.



# Rubber & Plastic Speed Humps

With the introduction of the POLITE range of traffic calming systems, you can now install a speed hump that has been designed and purpose built to suit your exact application. In the past a "one size suits all" attitude had been adopted, simply because of the lack of alternatives. Certain traffic conditions are difficult or impossible to control with most standard systems currently available and often the wrong size speed hump installed for the wrong application can actually become a hazard, causing passenger discomfort and potential vehicle damage.

This is why PEC now offers an exclusive range of speed humps in 350mm, 600mm, 900mm and 2000mm widths to suit every application. Unlike inferior recycled rubber or recycled plastic products, the PEC range of speed humps are produced from natural rubber or premium quality, high impact polypropylene plastic to ensure quiet, long life, tailor made results. PEC qualified technicians can advise, supply and install a traffic calming solution to suit your needs.

## 350mm Traffic Calmer: For speeds up to 10km/h or less

The system is made up of black rubber sections and yellow rubber sections, which are laid out alternatively to produce a black & yellow striped speed hump. When laid out in the alternating pattern, the speed hump complies with AS/NZ 2890-1-2004 Type 2 Off Road Speed Hump.

These sections come either 250mm or 500mm. Another feature of this system is that the yellow sections are produced from natural yellow rubber, so they will always remain yellow. Ideal uses for the 350mm Traffic Calmer include: above or below ground multi-deck car parks, smaller public car parks, shopping malls, drive throughs - ideally for narrower roadways where the desired speed is 10km/h or less.

## 600mm Traffic Calmer: for speeds up to 20km/h or less

For applications where speeds are required to be 20km/h or less we now have a 600mm wide speed hump that is produced from High Impact High Density Polypropylene Plastic. This system has all the features and benefits of the rubber system the only difference is it's produced from HDPE plastic instead of rubber. For greater strength and durability the system is made up of 250mm interconnecting sections. The 600mm wide speed hump is also ideal for larger car parks, shopping centres, supermarkets, factory and industrial complexes and schools. Ideal for wider roadways, where the desired speed is 20km/h or less.

## 900mm Traffic Calmer: for speeds up to 30km/h or less

Produced from High Impact High Density Polypropylene Plastic the 900mm wide Traffic Calmer is for main access roads and bus routes in and around shopping centre complexes, universities, hospitals, parks and gardens, tourist attractions, alley ways, lane ways or where the desired speed is 30km/h or less.

## 2000mm Traffic Calmer: for speeds up to 40km/h or less

Ideal uses for the 2000mm wide Traffic Calmer are suburban streets that are subject to low traffic volumes. i.e. new housing estates, back streets generally used as thoroughfares or cut throughs, industrial estates or gazetted roads. The 2000mm wide Traffic Calmer complies with AS/NZ 2890. 1-2004 Type 1 On-Road Speed Hump.

## 350mm Traffic Calmer



## 600mm Traffic Calmer



## 900mm Traffic Calmer



## 2000mm Traffic Calmer



# SLOW-GO Speed Control Systems

## STANDARD

**Standard SLOW-GO Speed Control Systems** can be installed on asphalt, concrete or any similar road surface. This system is ideal for effective control of traffic speed in and around multi-deck, underground, and open style car parks as well as pedestrian crossings, blind corners, intersections, building entries and exits, in fact any visible danger spot. Complying to the Australian Standard AS/NZS 2890.1-2004 Type 2 Road Hump, this system is appropriate for use in relatively confined areas where the desired traffic speed is to be kept below 30km/h.



## HEAVY DUTY

**The Heavy Duty SLOW-GO system** is ideally suited for installations where truck, bus or other heavy vehicle traffic is frequent.



**Designed to comply with Australian Standard AS/NZS 2890.1 – 2004.**

**Strong and hardwearing** – Standard SLOW-GO modules can withstand 75 tonnes downforce per square foot. Heavy Duty SLOW-GO modules can withstand 100 tonnes downforce per square foot.

**Unique interlocking modules** – Overcomes any difficulty fixing to soft or unstable road surfaces.

**Greater flexibility** – Standard and Heavy Duty SLOW-GO modules come in 1 metre and 1/2 metre lengths.

**Only 50mm/55mm high** – Standard SLOW-GO is 50mm high whilst the Heavy Duty SLOW-GO is 55mm high. Both have a unique diagonal striped pattern creating the illusion of appearing higher than they actually are, ensuring superior traffic control.

**Simple and inexpensive to install** – Comes complete with fixings for permanent or temporary installation. Standard SLOW-GO uses 4 fixings per one metre module, Heavy Duty SLOW-GO uses 8 fixings per 1 metre module.

**Concealed fixings** – Prevents trip hazards or damage to vehicle tyres.

**Safety yellow tapered end caps** – Clearly delineates the speed hump for additional safety.

**Anti-rust and corrosion resistant** – A combination of technologically advanced polyurethane & epoxy coatings are used to ensure durability & maximum life.

## INSTALLATION

The SLOW-GO Speed Control System is extremely simple to install, bolting directly to the existing road surface avoiding any costly excavation or civil works. Our fully trained and experienced installation teams offer an unsurpassed level of service, with installation of an average 6 metre speed hump in around 25 minutes minimising traffic flow disruption. For your convenience PEC can co-ordinate on-site installation 7 days a week, 24 hours a day if necessary. These time lapse photos show the ease and speed with which the SLOW-GO Speed Control System is installed.



Lay down rubber base



Put modules in place



Drill holes for fixings



Insert & tighten fixings



Trim rubber & clean site



**For more detailed information and specifications, ask for our 6 page SLOW-GO brochure.**

# SLOW-GO Speed Control Systems

One Way SLOW-GO Speed Control Systems provide a versatile and totally controllable traffic flow. Available as above or below ground models, both systems require no power and are virtually maintenance free.

The one way system is extremely cost effective, and can eliminate the need for boom gates or security gates, providing uninterrupted access from one direction while securely barring entry or exit from the other.

## ABOVE GROUND ONE-WAY TRAFFIC CONTROL SYSTEM

The heavy duty above ground system offers all the features of the very successful SLOW-GO system and controls all forms of traffic from standard vehicles through to buses and semi-trailers. All control teeth work independently to assure maximum security.

The system simply bolts to the existing road surface and an average 6 metre span can be installed in around 25 minutes. This system functions also as a speed hump to control traffic speed.

## IN-GROUND ONE-WAY TRAFFIC CONTROL SYSTEM

The heavy duty in-ground system is specifically designed to cater for heavy truck traffic areas where a speed hump and speed control is not necessary or wanted. This system utilises larger, counter weighted heavy duty control teeth.


These units are designed for installation in transport depots, shipping terminals, quarries, tips and similar environments. Installation requires the 1 metre modules to be concreted below the road surface. The heavy duty face plate can be removed from each module to obtain access to the in-ground unit, should maintenance or cleaning be required.

## AUTOMATED TWO-WAY TRAFFIC CONTROL SYSTEM

The Automated Two Way Traffic Controllers teeth are raised and lowered automatically by authorised personnel only, offering the ultimate in security and traffic control. This form of controller is generally used in conjunction with boom gates to provide complete site security or in place of costly conventional security gates.

Access to the traffic control system can be made via any form of access control including card reader, proximity reader, push button and remote control. The logic control module and computer software allows each unit to interface with existing access control systems, if required.

The ability to disable potential intruders through the use of this system in high value goods storage, vehicle warehousing facilities and car rental depots has all but eliminated ram raiding and drive-in, crash-out thefts.



### SPECIFICATIONS

Height: 120mm (Spikes up)  
Height: 55mm (Spikes down)  
Width: 485mm  
Length: 1,000mm (500mm)



### SPECIFICATIONS

Height: 55mm (Spikes up)  
Width: 350mm  
Length: 1,050mm (550mm)



### The One Way SLOW-GO Speed Control System:

- Prevents wrong-way traffic
- Positive enforcement in one direction
- Smooth traffic flow in other direction
- Prevents unauthorised entry/exit
- Highly visible red modules to clearly distinguish one way speed control systems from standard black and yellow type speed humps.

### SPECIFICATIONS

Height: 120mm (Spikes up)  
Height: 70mm (Spikes down)  
Width: 580mm  
Length: 1,000mm (500mm)



For more detailed information and specifications, ask for our 6 page SLOW-GO brochure.

[www.polite.com](http://www.polite.com)



# Bollards

## THE GUARDIAN High Security Top Locking Bollards: “Maximum protection - Minimum risk”

The Guardian range is our latest deterrent in the fight against burglary, break-ins and ram-raiding. Consisting of 5 different model types: Removable or fixed In-Ground, Removable or fixed Above-Ground and Retractable In-Ground, the Guardian range is already proving to be a major preventative measure in the fight against crime.

### MODEL TLB-1 Removable In-Ground

The most popular bollard in the range due to its versatility and ease of use. The TLB-1 is secured in-ground into a matching aluminium sleeve and has an additional 10mm thick seating collar providing maximum strength and protection.



### TLB-2 Removable Above-Ground

This bollard is ideal for situations where the casting of an in-ground sleeve is not viable. The TLB-2 sleeve quickly bolts onto the existing road or pavement surface and is fast and efficient in its deployment.



### TLB-3 Retractable In-Ground

This is the ultimate bollard for strength, protection and convenience. Simply unlock and lower the entire bollard into the ground for unobstructed access. When required the TLB-3 lifts up and locks automatically, in an instant.



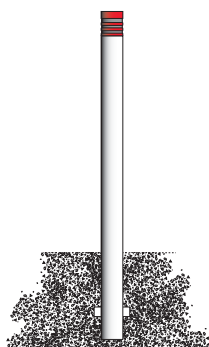
### TLB-4 Fixed Bollard – Above-Ground

Supplied with 10mm thick round base plate, ready to fix to existing road surface.



### TLB-5 Fixed Bollard – In-Ground

Supplied with tie-in bars ready to concrete in-ground.



## GUARDIAN RANGE FEATURES & BENEFITS

- Cast aluminium top supplied complete with reflective bands for superior delineation and night time visibility.
- TLB-1 and TLB-3 sleeve lids are spring assisted so the lid remains closed when the bollard is removed, preventing damage to the lid, entry of any dirt or debris into the cavity and pedestrian safety against trips and falls.
- Guardian bollards utilise high quality key operated locks. The high security bi-lock can also be fitted upon request.
- Guardian bollards can be supplied independently keyed or keyed alike and are easily installed into concrete, asphalt or gravel surfaces.
- TLB's come standard in gloss white with a red top, although bollards can be coated in almost any colour, upon request.
- Bollards are produced from high strength galvanised steel tube, to prevent rust and corrosion.



*For more detailed information and specifications, ask for our 8 page BOLLARD brochure.*



# Bollards

## ECONO-GUARD BOLLARDS

The ECONO-GUARD range of bollards provide an economic alternative to the 'GUARDIAN' high security bollard range. Simple in design they still offer all the advantages of a key locking bollard.

### TLB-ECO 1 Removable In-ground

Secured in-ground into a steel sleeve, the TLB-ECO 1 is easily removed for authorised access.



### TLB-ECO 2 Removable Above-ground

When casting in the ground is not an option, the TLB-ECO 2 steel sleeve bolts directly onto the existing road surface.

### TLB-ECO 4 Fixed Above-ground

Supplied with a 10mm thick, round base plate, and ready to fit to the existing road surface.



### TLB-ECO 5 Fixed In-ground

Supplied with tie-in bars ready to concrete in-ground.

## ECONO-BOLLARDS

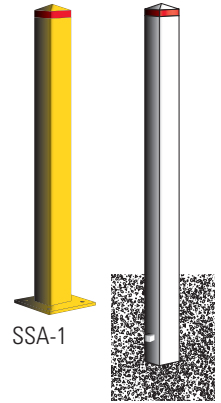
All ECONO-BOLLARDS are manufactured in either a standard or heavy duty high strength galvanised steel section. All bollards are capped with an attractive pyramid or domed top.

### Square fixed

90 x 90mm & 150 x 150mm

### Above ground installations

All bollards are supplied with 10mm thick base plates, ready to fix to existing surface.



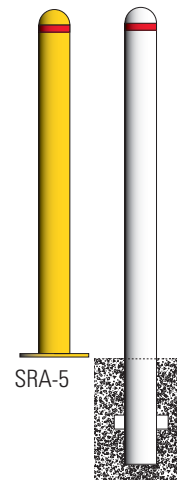
SSB-2

### Round fixed

90mm dia. & 150mm dia.

### In ground installations

All bollards are manufactured with tie bars to ensure maximum footing strength.




SRA-5

SRB-6

### Removable bollards

Are ideal for permanent and temporary applications. They are locked into place using a padlock (sold separately) to protect parking bays, roller doors, buildings, shop fronts and control traffic flow.



SSRA-11

SRRB-10

### Collapsible bollards

Are ideal for permanent and temporary applications where a removable bollard would present a relocation problem. Simply unlock and lower bollards to the ground for complete access.



SSCA-12



# Bollards

## DESIGNER BOLLARDS

All our designer bollards are manufactured from corrosive free aluminium or a combination of heavy duty high strength steel and corrosive free aluminium. All bollards are galvanised then electrostatically painted using a UV resistant powder coat to the required colour. Designer bollards can be installed directly into the ground or supplied with a heavy duty base plate to bolt down to an existing surface. If required they can be engineered to be removable, utilising either the top locking option (as in the Guardian) or locking with a padlock (as in the Econo-Bollard range).

Designed for an attractive appearance in your environment, these bollards still perform in areas where traffic control, pedestrian control, damage control and protection from ram raiders are considerations. We also custom design or manufacture from your specifications if required.



## TIMBER BOLLARDS

Designed to suit both urban and rural settings, and complementing both natural and man-made surroundings, timber bollards offer an ageless and natural alternative. They are ideal for use as pedestrian or vehicle barriers in parks, gardens and recreational areas.

Manufactured from a variety of timbers such as hardwood, pine and treated pine, these bollards are extremely strong and hardwearing, while the designs and styles available are endless and can be produced to your specification.

These bollards can be drilled to accept chain or rails and can be painted to match existing surrounds and colour schemes, or left to age naturally.



# Bollards

## Flexible Plastic Bollards

Flexible Plastic Bollards are ideal for lane delineation and traffic control on roadways and in car parks, in particular, multi level parking facilities where space is very limited. Flexible bollards come in different heights-450mm & 750mm.



*If accidentally run over the flexible plastic bollard will quickly return to its upright position.*

## Polite Parking Protector

FRUSTRATED, ANNOYED, FED-UP?

Protect your reserved car space and your vehicle with the Polite Parking Protector: an affordable, easy access, collapsible parking barrier. Simply lift and lock in the upright position to reserve your parking space or lay flat for vehicle access.

There are 3 models available:

Model A - High security key operated lock

Model B - Allocation for Padlock

Model C - Fully automated remote control version



## Automatic Retractable In-Ground Bollards

Automatic retractable bollards are fast becoming a much more secure alternative to boom gates. Designed and manufactured by PEC, the automatic retractable bollard provides access control and complete site security unlike boom gates, which can be damaged or easily defeated.

The system is powered by ever reliable pneumatic cylinders and the air supply together with the electronics and logic controls are safely housed in a weatherproof lockable cabinet installed on-site. Built-in fail safe systems override the unit in the event of power failure, mechanical and electronic shutdowns or vehicle collisions.



# Access Control Equipment

## Access1 > end-to-end car parking solutions.

does your current system really achieve what you thought it would?  
are you continually frustrated by failing equipment and lack of support?



Access1 Corporation could not have a finer pedigree. A division of the Polite Group of companies, Access1 was formed in 2003 when Polite Enterprises joined forces with Mr Ken Hartney, one of Australia's foremost experts in access control systems.

The resultant partnership combined Polite's infrastructure and 18 years experience in the car parking industry with Mr Hartney's 25 years experience in the access control industry.

Access1 continues to enjoy and build on the reputations of these two industry achievers, particularly in the areas of leading-edge expertise, product excellence and quality customer service.

Central to the philosophy of Access1 is the importance of understanding the needs of customers and responding with cost-effective solutions.

In addition, and a significant point of difference between Access1 and its competitors, the organisation is

committed to the provision of high-quality, on-going support.

Regardless of whether Access1 delivers direct or via its extensive network of wholesalers, one thing is guaranteed, the provision of an end-to-end car parking solution that will exceed your expectations.



[www.polite.com](http://www.polite.com)



*For more detailed information and specifications, ask for a copy of our ACCESS CONTROL brochure.*



### Automatic boom gates

From 2 to 12 metres long Access1 has a wide range of boom gates to suit any application, catering for domestic, industrial or commercial car parks.



### Sliding / swing / counter-lever gates

The ultimate in security, Access1 can design, manufacture and install automated gates to suit your requirements. Access1 is also the largest wholesaler of RIB gate motors in Australia.



### Automated security bollards

Pneumatically operated retractable security bollards prevent unauthorised vehicle entry and exit, but provide very quick access when required.



### Automatic road spikes

When used on their own or in conjunction with boom gates, automated road spikes provide a very secure, yet unobtrusive form of barrier.



### Pay and display machines

Pay and display, pay on foot, ticket dispensers, ticket validators, coin & token operators are just a few of the different revenue collection systems available from Access1.



### Turnstiles

With perimeter security becoming a necessity, Access1 turnstiles provide complete pedestrian access control both in and out of building surrounds and grounds etc.



### Car park revenue control systems

Combining the latest in systems and information technology, Access1 can offer valuable car park monitoring, access revenue control systems that can be tailor made to suit any car park application.



### Video surveillance systems

A picture tells a thousand words! CCTV surveillance systems are available for car park security control, general monitoring and vehicle (numberplate) recognition.



### Smart card technology

Designed to be used thousands of times in a multitude of applications, the flexibility and ingenuity of smart cards are the future in access and revenue control.



### Custom designed software

In conjunction with Melbourne based company Monitor Software, Access1 can custom design and produce software to drive your hardware. From revenue control, access control, building control to security control, the sky's the limit.



### Installation, service, maintenance & repairs

At Access1 we only understand one type of service – complete personal service, 24 hours a day 7 days a week, 365 days a year. Naturally only our own fully trained Access1 service technicians install our equipment and provide the complete personal service package.

## Access1 specialising in

- > Automatic Boom Gates
- > Sliding Gates / Swing Gates
- > Turnstiles
- > Pay & Display Machines
- > Card Access Systems
- > Vehicle Parking Guidance Systems
- > Car Park Revenue Control Systems
- > Vehicle Number Plate Recognition
- > Video Surveillance Systems (CCTV)
- > Building Automation / Security Systems
- > Smart Card Technology
- > Cellular Phone Access
- > Automated Bollards
- > Automated Road Spikes
- > High Security Rising Ramps
- > Vehicle Detection Systems
- > Traffic Light Control Systems
- > Custom Designed Access Software
- > Sales / Service / Consulting
- > Installation / Repairs / Maintenance

# Car Stackers



DUPLEX single stacker for commercial or domestic use. Economical, single post car stacker.



KIPPARKER N 3000 E/D independent parking on 2 levels with pit. Both platforms are slanted. Space saving parking in comfort.



LIFTPARKER N 4100 E/D independent parking on 2 levels with pit. Top platform is horizontal while the lower one is slanted to be driven on.



LIFTPARKER N 4400 E/D independent parking on 2 levels with pit. Both platforms to be driven on horizontally.

The rising cost of car parking and land values in capital cities across Europe, Asia, America and right here in Australia has seen the development of car stacking equipment as an economical and cost effective solution to parking problems.

Double, triple, even quadruple, every existing car space: the sky is literally the limit when it comes to car stacking equipment. From simple individual free standing dual stack systems through to futuristic fully automated towers (like the SMART tower), we can supply any type or configuration of car stacking equipment to meet your exact requirements.

Our systems are designed, engineered and manufactured to exact standards by the German manufacturer Nussbaum GmbH. Polite Enterprises Corporation (PEC) and our sister company Car Stackers Australia (CSA) are the exclusive agents for Nussbaum in Australia.

Nussbaum is the largest manufacturer of car lifting equipment in the world and their range includes horizontal stackers, angled stackers, pit stackers, sliding pallet systems, turntables, semi-automated systems, fully automated systems catering from 2 to 200+ vehicles, just to name a few.



**NUSSBAUM-TOWER XXL: The biggest of all smart-towers, in Hamburg, Germany. It holds 86 smart cars or 43 S-Class Mercedes, on an area of only 11 x 11m.**

Through the Polite Group of Companies, incorporating Polite Enterprises Corporation, Car Stackers Australia and Access1 Corporation, we are the only company in Australia that can offer our customers a complete turnkey solution that includes design, manufacture, assembly, installation, commissioning, warranty, service, maintenance and repairs, without having to rely on any external contractors or interference. With any form of specialised equipment, like car

stacking equipment, a totally in-house support structure like only we can offer, is critical to ensuring the success and cost effectiveness of each and every project.



# Car Stackers



PARKING SPL is independent parking on 2 levels.  
Lifting and sliding platforms provide access to all vehicles.



BELOW:  
NUSSBAUM PARKLINE THREETIME is independent parking on 3 levels, with or without pit, and combines both lifting and sliding platforms. The whole system is fully automated, incorporating intelligent 'cubicle' sliding technology, activated by the push of a button.



## Nussbaum

### NUSSBAUM GmHb

Nussbaum GmHb has roots going right back to 1912 and the company as it is known today was formally founded in 1943. Today, Nussbaum is the largest manufacturer of car lifting equipment in the world, employing over 800 people in Germany alone, throughout 3 major manufacturing plants. Over 70% of Nussbaum's total sales are now derived from export throughout a 60+ strong international distribution network, which we are proud to be part of.

There is no better example of Nussbaum's capabilities, expertise and level of excellence, than the magnificent fully automated SMART towers. Nussbaum have built and installed over 70 SMART towers throughout Europe and plan to build and install another 100 towers over the next 2 years (2004/2005).

[www.polite.com](http://www.polite.com)



# General Metal Work

Apart from the products featured in our catalogue, PEC has the engineering and manufacturing capabilities to design and produce solutions. More often than not our customers present us with problems that 'off-the-shelf' products cannot satisfy. 'Can't do' is not a phrase that we understand at PEC, because if there is a solution, we'll find it!

So please remember, if you have a safety issue that presents a problem, whether it be your car park, warehouse, factory, plant or complex, give PEC a call and we will gladly take on the challenge.



## Shopping Trolley Bays

PEC has been manufacturing and installing shopping trolley bays for over 15 years, supplying major shopping complexes and smaller suburban strip shopping centres.

Produced from heavy duty galvanised steel to prevent rust and corrosion, we can supply basic styles through to architecturally designed models to complement existing structures and surrounds.

Designed to withstand the daily rigours of trolley abuse, depending on space available, shopping trolley bays can be built to suit any number of trolleys.



## Pedestrian Fencing

Parks, gardens, factories, warehouses, even public roads: if you need to separate pedestrians from vehicle, truck or forklift traffic, then our pedestrian fencing offers the perfect solution.

From basic pool fence styles through to intricate, custom designs, PEC can produce pedestrian fencing in galvanised and/or powder coated finishes to meet your requirements.



## Bicycle Racks

Our bicycle racks are available in a huge range of shapes, sizes and configurations. Whether you want to secure 1 or 100 bicycles, we have a bicycle rack solution to meet your needs. Hot dipped galvanised, powdercoated, bolt down or concrete in-ground, the options are endless.





# Expansion Joint Sealing Systems

PEC's expansion joint sealing system is unique in that it is the only system that comprises a primary and secondary sealing arrangement combined with the protection joint cover plate.

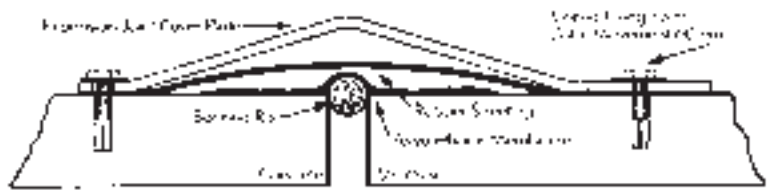
The secondary sealing component consists of a specially modified polyurethane liquid compound which cures to form a tough, elastic waterproof membrane.

Unlike adhesive, bitumen, fixed or pressure sensitive membranes, the totally homogeneous liquid polyurethane guarantees uniform thickness and total bonding to any surface with a continuous seam, free of any joints.

The primary sealing compound consists of a 5mm thick reinforced natural rubber sheet which is laid over the sealed joint. Whilst this sheet acts as a primary seal it also provides the unique feature of acting as a cushion between the concrete surface and the expansion joint cover. This cushion eliminates vibration and noise associated with other types of expansion joint cover plates.

The expansion joint cover plate is produced from 5mm thick galvanised steel and protects the sealed joint from ultraviolet attack and physical damage caused by vehicle and pedestrian traffic.

Covers and sealing compounds are designed to accommodate substantial multi-directional movement between building structures without creating tension or other stresses and can be easily removed for inspection. Expansion joint covers can also be installed over existing sealants and are widely used in multi-deck structures, car parks, roofs, ramps, driveways to name just a few applications.



# Building Protection and Safety Devices

## Vehicle Wheel Stops

*For the protection of walls and buildings from vehicle damage*

In high traffic areas pre-fabricated metal wheel stops are a lightweight alternative offering superior durability.

To prevent rust and corrosion, pre-fabricated metal wheel stops have a galvanised finish as standard which provides many years of maintenance free service. Wheel stops can be powder coated to highlight their appearance or to match existing decor.

As an economical alternative, concrete wheel stops are ideal in low traffic areas. Concrete vehicle wheel stops are manufactured with the addition of steel reinforcement bars for added strength and to prevent premature failure. Both metal and concrete wheel stops comply with AS/NZS 2890.1-2004.



**Wheel stops comply with the latest Australian Standard AS/NZS 2890.1-2004 '1650mm long x 100mm high'**

## Guardrail

The W-Beam Guardrail system has been proven to save lives and damage to property when installed on roadways and in private applications.

On roadways Guardrail prevents vehicles from running off the road through its specifically integrated controlled flexibility, designed to deflect out of control vehicles back into the traffic flow. In off road applications Guardrail is used in multi-deck car parks for the protection of structural walls and columns. Guardrail is also often used in industrial complexes, protecting gas and electrical installations.

The Guardrail and all components are hot dip galvanised to prevent rust and corrosion, making the system virtually maintenance free.



## Crash Rail

Heavy Duty Crash Rail is ideal for industrial sites, factories and warehouses for the protection of structural wall, columns, loading docks and pedestrian walk ways from damage by moving vehicles, trucks and forklifts.

The Crash Rail is designed and manufactured to suit your specific application and can be manufactured in heavy duty round or heavy duty square steel. All materials are galvanised to prevent rust and corrosion and can be powder coated for greater visibility or to match existing decor.

Crash Rails can be supplied ready to concrete in place or with heavy duty base plates for mounting onto existing surfaces.

# Building Protection and Safety Devices

## Convex Safety Mirrors

Convex mirrors strategically placed, help avoid collisions at blind or obscured intersections. They also assist supervision of machinery or production lines, giving that extra observation point. We recommend our PEC range which features heavy duty fixtures. These convex mirrors are lightweight, shatter-proof and easily installed. They are individually packed and include all fixtures plus installation instructions.

Our PEC outdoor range of convex mirrors overcome the hazards associated with obstructed and blind intersections on roads, driveways, parking lots and loading docks. This range is strong, stable and able to withstand all weather conditions without fading or cracking.

**Six ways better than glass and costs less:**

- Shatter proof & virtually unbreakable
- Non fading • Easy to install • Lightweight
- 20% brighter image • Economical

**Available in these sizes (diameter)**

- 300mm • 400mm • 600mm • 1000mm



Part No: U-30 300mmØ  
Ideal for retail applications



Part No: U-40 400mmØ  
Most popular multi purpose mirror



Part No: U-60 600mmØ  
For even greater visibility in open areas



Part No: U-100 1000mmØ  
H.D. Stainless steel for on-road use

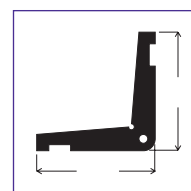
## Corner Guards

Standard Duty and Heavy Duty Corner Guards are manufactured from super resilient EPDM extruded rubber. They are supplied in 1 metre lengths and come complete with 2 x one metre long mounting strips and fixings. The mounting strips are powder coated in safety yellow for easy visibility of the protected area. They can be used indoor or outdoors, and can be mounted vertically or horizontally along the corners of walls.

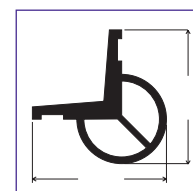
## Dock and Truck Bumpers

Dock Bumpers eliminate the costly repairs and maintenance on your loading dock, providing protection against the damage caused by fork lifts and trucks backing, loading and unloading. They can also be fitted to trucks and other vehicles to prevent damage from impacts with loading docks.

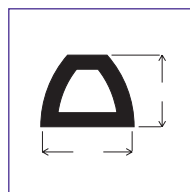
Manufactured from EPDM rubber, they are available in 3 different sizes to cater for a variety of situations. Light duty bumpers are 40mm high, Medium duty bumpers are 65mm high and Heavy duty bumpers are 90mm high. They are supplied in 300mm or 1 metre lengths as standard, and longer lengths can be supplied to order. All dock bumpers are pre-drilled and supplied with fixings for easy no-fuss installation.



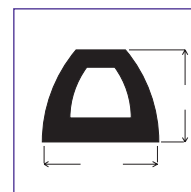
Buffer 001



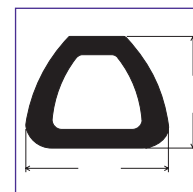
Buffer 002




Buffer 004



Buffer 006



Buffer 008



# Barriers Posts and Accessories

## Quick-Q Barrier System

The Quick-Q Barrier system has been designed to offer you the ultimate in crowd control and pedestrian control. Sturdy chrome or powder coated posts combine with retractable webbing to offer a superior alternative to traditional systems. Each post comes complete with a webbing cassette which extends to 1.8 metres and can be linked to other posts to form custom layouts. Choose from a range of accessories including A4 sign holders, wall mountable units and wall mounted receiver clips. Posts are 960mm high x 60mm diameter with a 375mm diameter solid base. Webbing is 48mm wide and 1.8metres long when fully extended. Available in red, blue and black.



A4 sign holder



Wall mount option



Wall mount receiver clip



Simple & easy to deploy

## Portable Posts and Ropes

Designed with clean functional lines in mind these attractive posts are suitable for a vast number of applications. With the added strength of welded construction, these posts guarantee many years of trouble free service. Post and accessories available in powder coat, chrome or polished brass finishes.



## Bases


Bases are available in three styles and a range of finishes to complement any decor.

## Post Tops & Connections

A variety of post tops and connections are available to meet any requirement.

## Wall Mounts

Wall mounts enable connection of all rope designs to any type of wall or rack without the need for additional posts. As with the rope ends the wall mounts are available in all finishes.



# Expandable Barriers

## SUPERGUARD

Portable, free standing expandable crowd control barrier. Heavy Duty SUPERGUARD barricades are ideal for road works, industrial spillage, emergency cleaning applications, manufacturing and warehouse facilities, loading docks, emergency services and maintenance contractors. Weighing just 13kg, SUPERGUARD is 950mm high, expands to 3.5 metres and isolates areas from both traffic and pedestrians. Constructed from a steel/aluminium combination and powder coated in highly visible caution colours of yellow and black, or danger colours of white and red.



## SAFEGUARD

New lightweight, commercial style expandable barriers. Stylish and attractive to complement interior decor. Each unit, weighing only 5kg, expands to 3 metres and can be locked together to provide a continuous barricade. Available in powder coated white and red or can be coated to suit individual needs. Fully transportable and easy to store, each unit folds to just 330mm. Ideal for shopping centres, hotels, hospitals, fast food outlets, supermarkets, schools, universities, airports or similar venues.



## FLEXIGUARD

Similar to SUPERGUARD with the added feature of a middle leg component which is hinged to the expanding barricade section allowing it to bend or flex in the centre. This is extremely useful to barricade irregular shaped hazards. Simply join 2 units to create a square pen, ensuring work or hazard area is clearly visible and contained from traffic. Ideal for the isolation of manholes, elevators or the like. Powder coated red and white with strong stable feet.



## SECURAGUARD

SECURA-GUARD is a purpose designed expandable barricade to prevent pedestrian traffic from using escalators that have stopped operating. Attach to the top and bottom of the escalator preventing use during repair or maintenance. When placed within the inside of the escalator and unlocked SECURA-GUARD will automatically open and expand outward, via its internal spring mechanism. If required, the SECURA-GUARD units can be stored in their own compact storage cabinet and mounted to the escalator for quick deployment.



## ISOGUARD

Designed specifically to isolate dangerous machinery such as press brakes, guillotines, conveyors, rollers; in fact any machinery with large moving and dangerous mechanical parts. Tamper resistant electrical locks can be interfaced with any form of operational control. ISOGUARD cuts power to machinery the instant it is opened. Deployment is quick and easy and its hazard colours of yellow and black ensure high visibility.



*For more detailed information and specifications, ask for our 6 page SUPERGUARD brochure.*

# Signage

## Total Sign Solutions for Safety & Productivity in the Workplace

When it comes to signs and accessories for safety and productivity in the workplace you'll find we have everything you need. We offer a complete customer package of expert advice, on-site consultation, fast supply, delivery and installation.



- Hazchem Signs
- Danger Signs
- Warning Signs
- Regulatory Signs
- Emergency Signs
- Hazard Signs
- Mandatory Signs
- Fire Signs
- Evacuation Signs
- Exit Signs
- No Smoking Signs
- Door Signs
- Traffic Signs
- Parking Signs
- Pipeline Markers
- Numbers & Lettering
- Labels & Tags
- Lockout/Tagout
- Shipping Labels
- Safety Posters



For more detailed information and specifications, ask for a copy of our 140 page SIGN & ACCESSORY catalogue.

# Signage

## Height Clearance Signs

When protection is required for low ceiling heights, overhead pipework, fire sprinklers, aircon ducting or structural protection of buildings, PEC has a height clearance sign to suit every application.

From heavy duty freestanding models to lightweight suspended units, we supply and install height clearance signs that are not only functional but also aesthetically designed to match existing surrounds.



## General Traffic Safety Products

Brackets to barriers or mesh to markers, PEC have an extensive range of traffic safety products available. From bulk purchases to 'I need it now!', PEC can cater for all your supply and delivery requirements.

Our range includes:

- Cones – reflective / non-reflective
- Hazard warning lamps
- Portable delineators
- Barricade tapes
- Reflective vests
- Sign brackets
- Stainless banding systems
- Stanchions & rails
- Barrier boards & stands
- Barricade mesh
- Portable sign stands
- Pavement markers
- Impact posts
- Guide posts



# Line Marking and Slip Control

## Linemarking

Applications include:

- Parking Bays • Loading Bays • Kerbing • Turn Arrows
- Straight Arrows • Statcons • Pedestrian Walks
- Hand Lettering • Disabled Symbols • Stencil Lettering
- Roundabouts • Line Removal • Chevrons



## Industrial and Commercial Anti Slip Control

*Eliminate the dangers to personnel from preventable slips, trips and falls.*

All Vigil Anti Slip products are of the highest quality available and have been exhaustively tested to ensure the protection they offer is permanent and reliable. The aggregate and resin used are non-wearing and are impervious to all liquids and come with a 2 year guarantee.

Our consultants will carry out a comprehensive inspection and risk identification survey to identify any potential slip hazard and will recommend the most cost effective Anti Slip solution.

Anti Slip protection will benefit your organisation with savings from reduced compensation associated with accidents and injuries, while helping improve productivity.

## Metal Deck

Vigil Anti Slip Metal Deck provides highly effective long term protection for all flat or level surfaces in exterior or interior applications. Metal Deck eliminates the dangers of slips caused by fluid spills or exposure to other contaminants, as well as increasing visibility.

## Stair Nosing

Vigil Anti Slip Stair Nosings guard against the multiple dangers of polished, worn or cracked stairs in places exposed to heavy foot traffic, weather or spills, by re-surfacing the leading edge of the step and increasing shoe contact area.


## Ladder Rung Covers

Vigil Anti Slip Ladder Rung Covers eliminates the risk of slips from ladders by increasing the surface area for foot/hand contact and greatly enhances both friction co-efficiency and visibility.

In a bus washing and refuelling depot the hazards associated with fuel spillage were easily overcome with the installation of Vigil Anti Slip metal deck.



Every ladder presents a serious risk of major or minor injury. Vigil Anti Slip rung covers increase surface grip for improved hand and foot contact.





# Cable and Hose Protection Systems

## Checkers® – Cable and Hose Protection Covers

Checkers®, a revolutionary new and unique channel protection system for cables and hoses is now available from PEC.

Checkers® is designed specifically to protect valuable electrical cables, air, water and fluid hose lines from damage and abuse. The lightweight, modular design of interconnecting, three foot (914.4mm) lineal sections, 45° left and right turns, and end caps, accommodates multi-length flexibility, while allowing for ease of handling, transporting, set-up, breakdown and storage, for most cable and hose run configurations.

At the same time, it ensures safe passage for pedestrian traffic, trucks and forklifts in both heavy and industrial environments.

Constructed from high density, all weather, non-conductive polyurethane, Checkers® multi-channel protectors insulate potentially dangerous situations.

By shielding electrical cables and hose lines from human contact, Checkers® reduce possible tripping hazards, cable and hose maintenance and replacement costs. Manufactured in general and heavy duty systems for indoor or outdoor applications.

Both systems are designed to replace wooden and fabricated ramps and eliminate burying or stringing cables and hoses overhead, offering protection for cables and hoses up to 3.25" (82.55mm).

## Economy Cable & Hose Protection Cover

Our economy cable and hose protection cover will protect cables and hoses whilst still allowing pedestrian and light vehicle access. Constructed from EPDM rubber they have a hinged 3mm aluminium top plate which protects cables and hoses once they are in place. Aluminium connecting pins allow multiple covers to be joined together. Ideal for water, air, hydraulic hoses and low voltage electrical cables.



ABOVE LEFT: Economy Cable & Hose Protection system



TOP:  
1 Channel System



CENTRE:  
3 Channel System



BOTTOM:  
5 Channel System



ABOVE RIGHT: Connecting pins system

# Pallet Rack Labels and Guards

## Barcode Label Holders

Barcode holders are an efficient and convenient method of securing barcodes or labels to pallet racking and storage systems. Barcodes or labels are easily changed: the old one slides out; the new one slides in.

This eliminates any confusion with a build-up of old barcodes or labels.

The stainless steel holders are supplied with a white card and directional arrow, in portrait or landscape format in a wide variety of sizes. Each holder has a series of "push out" prongs designed to attach it to most types of racking. Double sided tape attaches the holders to any other kind of surface



## Barcode Buddies

Barcode Buddies solve the problem of using barcodes in block stack situations. They are manufactured in rust-free aluminium, powder coated white for high visibility and are low profile so as not to unsettle fork lift trucks if driven over. Installation takes seconds using epoxy glue.

Each buddy has 3 recesses to hold barcode labels. The recesses allow for easy scanning while protecting the labels from wear and tear. Barcodes are easily scanned without having to dismount from forklifts, saving operator time and fatigue.



## Pallet Rack End Guards

Guardian pallet rack end guards are designed to protect the end of each row of racking. End guards are manufactured in heavy duty steel plate and come in 2 sizes for single and double end racking. They are painted in high visibility safety yellow and bolt directly to your warehouse floor for easy installation.

**In busy warehouses, forklift accidents are regrettable but inevitable. The damage to pallet racking, stock and injury to workers can be extremely costly. The Guardian Pallet Rack Protector Range is your solution to this problem.**

- Manufactured from heavy duty steel
- Protects your investment
- Powder coated safety yellow for high visibility

**GUARDIAN: "The Complete Pallet Racking Protection System"**

## Pallet Rack Leg Guards

Guardian pallet rack leg guards protect the intermediate legs on your racking system. Manufactured from heavy duty steel plate they bolt directly to the warehouse floor, saving valuable time on installation. Like the end guards they are painted in high visibility safety yellow.



# Street & Park Furniture

## Bus Shelters

Shelters for bus stops and sporting facilities are just another example of our manufacturing and design capabilities.

Built to last, they incorporate features such as ergonomic seating, internal drainage and laminated safety glass. Shelters generally require minimal site preparation prior to installation and minimal maintenance after completion.

With dozens of designs available you can choose from our stock models or we can design and manufacture shelters to fit your own style or individuality. Design and colour schemes can be tailored to match your existing street scape furniture and environments.



**Ultra**



**Eastland**



**Coaches Box**



**Manningham**



**Federation**

## Seats, Benches & Bins

Designed to complement the modern lines of today's streetscapes and shopping centre developments, our street and park furniture is designed to provide functionality and comfort and requires little maintenance.

Manufactured from heavy duty materials for superior strength and durability, all steel components are galvanised to prevent rust and corrosion and are painted with a UV stabilised powder coat finish. Powder coating provides a superior top coat in a wide range of colours.

With matching seats, benches or bins available and prices to suit any budget, if our standard lines do not meet your requirements, we are happy to build furniture to suit your specific needs.



**MCC Bench**



**MCC Seat**



**Promenade**



**Millennium**



**Recycle Station**



**MET G**

**MET H**

**MET I**

## Polite Group Profile

We would like to take this opportunity to welcome you to the Polite Group of Companies. Formed out of the success of Polite Enterprises, the Polite Group comprises 4 companies who all specialise in a specific aspect of the car parking & traffic control industry. The different areas covered are as follows:



### Polite Enterprises Corporation

Manufacturer's of Road, Traffic & Car Park Safety Equipment



### Access1 Corporation

Supply & Installation of Boom Gates, Swing/Sliding Gates & Access Control Equipment



### Car Stackers Australia

Supply & Installation of Automated & Manually Operated Car Stacking Systems



### Arrival Management Group

Car Park Management company, currently contracted to manage Melbourne's prestige Docklands site on behalf of MAB Property Services and Docklands Authority.

The Polite Group is a unique concept but one which makes perfect sense. The synergy generated between the 4 companies has created a 'one-stop shop'. Everything from concept to delivery and installation is handled internally. We also service, repair and maintain projects if required.

No longer will you be at the mercy of 'outsourcer' suppliers who promise but rarely deliver. Total accountability is our promise and one we are proud to stand beside.



## POLITE GROUP OF COMPANIES

ACCESS1 CORPORATION • CAR STACKERS AUSTRALIA  
POLITE ENTERPRISES CORPORATION • ARRIVAL MANAGEMENT GROUP

Polite Enterprises Corporation Pty Ltd ABN 17 870 048 279

- VIC: 31 Macquarie Drive, Thomastown, VIC, 3074  
Tel: 03 9465 5188 Fax: 03 9465 4188
- NSW: 33/15 Valediction Road, Kings Park, NSW, 2148  
Tel: 02 9831 2855 Fax: 02 9831 2822
- OTHER STATES Please call for your local distributor  
Freecall: 1800 069 784  
Freefax: 1800 068 788

[www.polite.com.au](http://www.polite.com.au)

Distributed by: