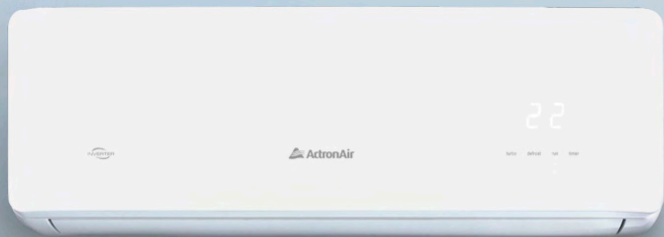




# AURORA SERIES

CHANGING THE GAME FOR  
WALL SPLIT AIR CONDITIONERS



**ActronAir**<sup>®</sup>

Australian for air conditioning<sup>™</sup>



# Aurora Wall Split Systems. Built for one of the harshest climates on Earth.



## Aurora Wall Split Systems

The leading Australian owned air conditioning brand, ActronAir has been air conditioning Australian homes and offices for almost 30 years. And when you live in one of the harshest climates on Earth you need an air conditioner that's built to handle it.

The Aurora wall split system range has been engineered to perform up to 50°C. So whether you are in Killara or Karratha, you can be assured of performance and reliability.

## Features

- Reverse Cycle Wall Split System
- Superior Operating Range:
  - Cooling: up to 50°C DB
  - Heating: down to -15°C DB
- Quiet Operation
- Auto Restart
- Turbo Mode
- 24 Hour Timer On/Off
- 4-Way Multi-directional Airflow
- HEPA-BIO Filter
- Demand Response Enabled
- Remote On/Off
- Dry Mode Operation
- Sleep Program
- Fan Speed Auto, Quiet, Low, Med, High
- Follow Me Function
- Powder Coated Panels
- Hydrophilic Indoor and Outdoor Coil Protection
- Self Clean Function
- Conformal Coated PCB





# Sophisticated Design.

Sleek modern design will complement most interiors.



## Remote Control

The contemporary design of the remote controller is the perfect balance between form and function.

The minimalist design is complemented by stainless steel buttons and a large display for ease of use.

## Features Include:

- Built in Sensor for Follow Me Control
- Fan Speed selection
- 4-Way Multi-directional Airflow
- Mode selection
  - Auto-Cool-Heat-Dry-Fan
- Sleep Program
- Self Clean

## Follow Me

In most air conditioners, the temperature sensor is located in the indoor unit. In larger rooms, this may result in temperature differences in different parts of the room.

The Follow Me function improves comfort and temperature control. The remote

control acts as the temperature sensor to deliver you improved comfort wherever you are in the room.



Without Follow Me



With Follow Me

# Full DC Inverter Technology.



## DC Inverter technology

Advanced DC Inverter technology delivers improved energy efficiency and reduced running costs.

The DC inverter compressor and fans work in unison to efficiently deliver just the right amount of cooling or heating to match your needs.

## DC Inverter Compressor

A high efficiency DC Inverter compressor adjusts its capacity to provide you with the optimum amount of heating and cooling.

- 35% more efficient than conventional AC technology
- Reduced noise vs. AC technology

## DC Indoor Fan

The DC Indoor Fan can adjust airflow for optimum comfort.

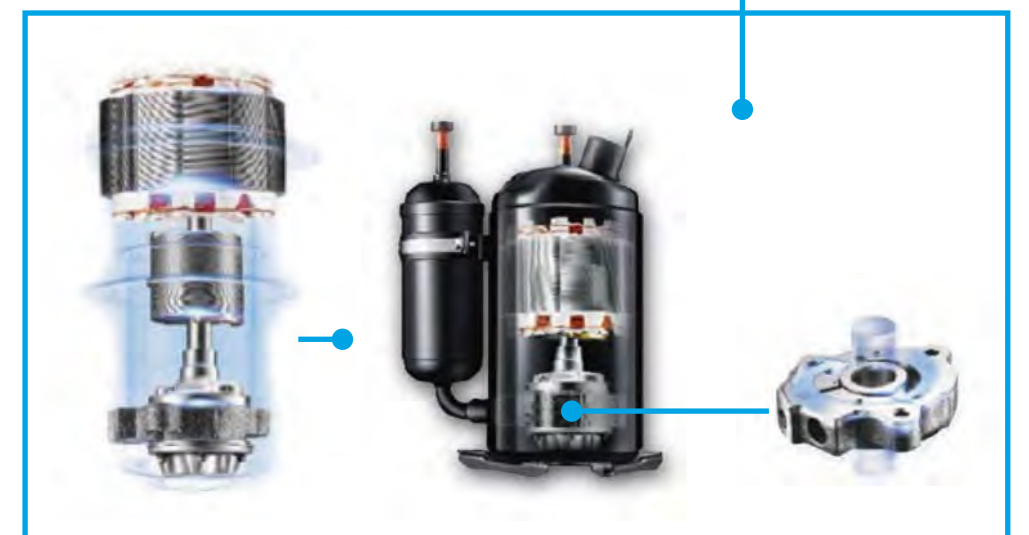
- Up to 40% more efficient than AC technology  
airflow adjustment from 30 – 100% for better airflow control.
- Precise fan speed control
- Reduced noise vs. AC technology

## DC Outdoor Fan

A high efficiency DC Outdoor fan delivers improved performance and reduced noise.



INVERTER





# Superior features for better comfort, reliability and performance.

## Superior Operating Range

Aurora is designed with a superior operating range of up to 50°C. Most other Inverter systems only have a maximum operating range of 43 - 46°C.

Cooling: -15°C to 50°C

Heating: -15°C to 30°C



## Faster Heating and Cooling with Turbo Mode

Turbo enables the system to operate at its maximum capacity to quickly reach temperature set point

## Multi Directional Airflow with Memory Function

Effectively heating and cooling your home requires good air circulation. Up-down airflow can be adjusted from the remote controller or set to auto swing left-right airflow can be adjusted from the remote controller or set to auto swing.

[Available on Models SWB52-82E. Other models require manual adjustment for left-right operation]

The memory function will automatically restore the louvre to the last position before the air conditioner was switched off.

## HEPA-BIO Filter

The high-efficiency particulate air (HEPA) filter with bio enzymes help keep your home healthy. The HEPA filter captures 99% of particles such as dust, pollen, fungi and bacteria. The specialized biological enzyme then attacks and kills the microbes delivering cleaner air quality.

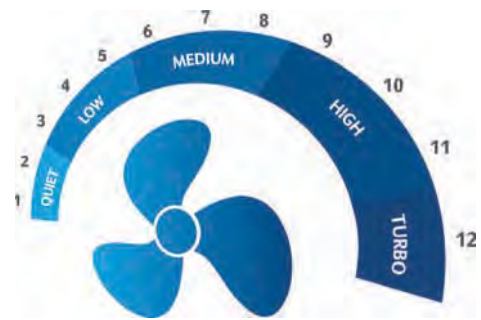
## Long Air Flow

For large open plan rooms, up to 13m air throw at high fan speed provides more powerful heating and cooling.



## 12 Speed Auto Fan

The advanced DC Fan provides precise 12 fan speeds for improved airflow control.



## Sleep Mode

For good night's sleep, the Sleep Mode is a set temperature program designed to maximise comfort while you sleep. The sleep function automatically adjusts the temperature by 1°C per hour for the first 2 hours and then holds steady for the next 5 hours before automatically turning off.



## Quiet Mode

Sleep is also enhanced with the Quiet Mode. The Quiet Mode can reduce sound down to as low as 23dB\*. This mode allows the system to operate at a low frequency reducing vibrations, electrical, mechanical and airflow noise.



\* Model SWB26E

## Demand Response Enabled

Many electricity providers now have Peak Smart options available to reduce your power bill. The Aurora series is equipped with a Demand Response Enabled Device so you can take advantage of many of these programs.

## Remote On/Off Function

Ideal for schools, mining operations and other commercial applications. This feature allows you to turn the air conditioner on or off remotely.

## Coil Protection

For long lasting performance, hydrophilic coil protection has been applied to both the indoor and outdoor coil to reduce corrosion from the elements. This also helps the defrost process which further improves heating efficiencies.

## Auto-Restart

In the event of a power failure, the auto-restart feature automatically restarts the unit in the last operating mode once power is restored.

## Self Clean

The self clean function provides a four stage indoor coil cleaning cycle to minimise build up of dust and reduces mould growth



## Aurora Wall Split System – Single Phase


Technical Information						
OUTDOOR MODEL		SWB26C	SWB36C	SWB52C	SWB70C	SWB82C
INDOOR MODEL		SWB26E	SWB36E	SWB52E	SWB70E	SWB82E
Nett (Rated) Capacity (kW) (AS/NZS3823.1.2)	Cooling (min-max)	2.60 (1.37-2.80)	3.60 (1.90-3.90)	5.20 (2.70-5.30)	7.00 (3.80-7.40)	8.20 (4.45-8.40)
	Heating (min-max)	2.90 (1.48-3.00)	3.80 (2.14-4.20)	5.50 (3.05-5.90)	7.60 (4.00-7.80)	9.30 (5.00-9.50)
Input Power (kW) (AS/NZS3823.1.2)	Cooling Rated	0.67	0.94	1.62	2.23	2.58
	Heating Rated	0.79	1.03	1.77	1.93	2.59
<sup>1</sup> EER Rated (AS/NZS3823.1.2)	Cooling Rated	3.88	3.83	3.21	3.14	3.18
<sup>2</sup> COP Rated (AS/NZS3823.1.2)	Heating Rated	3.67	3.69	3.11	3.94	3.59
Star Rating (AS/NZS3823.2)	Cooling	★★★★	★★★★	★★★	★★★	★★★
Star Rating (AS/NZS3823.2)	Heating	★★★	★★★	★★	★★★	★★★
Power Supply (V / Ph / Hz)		220-240V / 1Ph + N / 50Hz				
Rated Load Amps (AS/ NZS3823.1.2)	Cooling	3.1	4.4	7.5	10.2	11.8
	Heating	3.7	4.8	8.2	8.8	11.8
Full Load Amps (AS/NZS3823.1.2)		9.5	12.0	13.0	13.5	15.0
Moisture Removal (L/hr)		1.0	1.2	1.8	2.6	3.0
IP Rating	Outdoor	IP44	IP44	IP44	IP44	IP44
	Indoor	IPX0	IPX0	IPX0	IPX0	IPX0
Compressor type		Rotary	Rotary	Twin Rotary	Twin Rotary	Twin Rotary
Refrigerant		R410a				
Airflow Range Indoor (l/s)	Turbo	180	208	319	417	417
	High	167	194	306	403	403
	Medium	144	167	239	356	356
	Low	111	133	200	242	242
	Quiet	69	75	133	147	147
Outdoor Dimensions (mm)	Depth	285	285	320	315	315
	Height	590	590	700	860	860
	Width	760	760	845	900	900
Indoor Dimensions (mm)	Depth	198	198	218	258	258
	Height	280	280	315	340	340
	Width	750	835	990	1186	1186
Nominal Weight (kgs)	Outdoor	34	41	46	58	59
	Indoor	7.6	9	12	17.5	17.5
Indoor Sound Pressure Level (fan)	(quiet/low/med high)	23/27/34/40	26/31/38/43	28/33/40/48	29/36/45/50	29/36/45/50
<sup>3</sup> Outdoor Sound Pressure Level (dBA)		54	55	59	60	60
<sup>4</sup> Outdoor Sound Power Level (dBA)		62	64	68	69	69
Outdoor Operating Range (°C)	Cooling	-15°C to 50°C				
	Heating	-15°C to 30°C				
MEPS Certified		Yes	Yes	Yes	Yes	Yes

Field Piping and Connections						
Refrigerant Charge	Factory Charge (g)	1170	1230	1550	2350	2430
	Pre-Charge Length (m)	5	5	5	5	5
	Additional Refrigerant Charge (g/m)	20	20	20	40	40
Maximum Field Pipe Length Range (m)		20	20	20	25	25
Maximum Vertical Height Differential (m) included in max length		8	8	8	10	10
Field Pipe Size	Liquid Pipe - mm (inch)	φ 6.35 (1/4")	φ 6.35 (1/4")	φ 6.35 (1/4")	φ 9.52 (3/8")	φ 9.52 (3/8")
	Gas Pipe - mm (inch)	φ 9.52 (3/8")	φ 12.7 (1/2")	φ 12.7 (1/2")	φ 15.90 (5/8")	φ 15.90 (5/8")
Outdoor Unit Connections	Liquid Pipe - mm (inch)	φ 6.35 (1/4")	φ 6.35 (1/4")	φ 6.35 (1/4")	φ 9.52 (3/8")	φ 9.52 (3/8")
	Gas Pipe - mm (inch)	φ 9.52 (3/8")	φ 12.7 (1/2")	φ 12.7 (1/2")	φ 15.90 (5/8")	φ 15.90 (5/8")
Indoor Unit Connections	Liquid Pipe - mm (inch)	φ 6.35 (1/4")	φ 6.35 (1/4")	φ 6.35 (1/4")	φ 9.52 (3/8")	φ 9.52 (3/8")
	Gas Pipe - mm (inch)	φ 9.52 (3/8")	φ 12.7 (1/2")	φ 12.7 (1/2")	φ 15.890 (5/8")	φ 15.90 (5/8")
Wiring Method		Hardwire to Outdoor	Hardwire to Outdoor	Hardwire to Outdoor	Hardwire to Outdoor	Hardwire to Outdoor
Interconnect Cables		4 Core + Earth	4 Core + Earth	4 Core + Earth	4 Core + Earth	4 Core + Earth
Application Area (sqm) use as a guide only		13-22	18-29	25-42	35-58	41-68

## Comfort you can depend on.

The perfect combination of stylish good looks and efficient performance. These systems are designed to keep you comfortable all year round. Reverse cycle operation keeps you warm in winter and cool in summer.

The ActronAir range of wall split systems are engineered to perform in Australian conditions. That's why you can rely on ActronAir to keep you warm in winter & cool on the hottest summer days.



## Insist on an ActronAir specialist.

Every home and office is different and your ActronAir specialist will advise you on the best products to suit your application and lifestyle.

An ActronAir specialist is also qualified to install your air conditioning system quickly and safely plus provide the best ongoing service should you need maintenance, spare parts or advice.

A 5 year warranty provides even more peace of mind.



Established for almost 30 years, ActronAir is an Australian owned and operated company. So you'll never have to look far for product support, especially with the ActronAir National Service Network providing quick and reliable service when and where you need it.



### Important

The Local Electricity Supply Authority may require limits on - starting current, running current and voltage drop, please check prior to purchase.

### Rated Conditions:

Cooling: 35°C DB Outdoor / Air Entering Indoor 27°C DB, 19°C WB  
Heating: 7°C DB, 6°C WB Outdoor / Air Entering Indoor 20°C DB.

- (1) EER Rated = Energy Efficiency Ratio (Rated Capacity Cooling / Rated Input Power Cooling)
- (2) COP Rated = Coefficient of Performance (Rated Capacity Heating / Rated Power Heating)

(3) Sound Pressure Level at 1m distance is determined as the measured sound pressure at 1m perpendicular to the coil side of the condenser.

(4) Determination of sound power levels is in accordance with JB/G4330 – Determination of noise emitted by refrigerating and air conditioning equipment.

When the outdoor temperature exceeds the rated conditions, the cooling/heating capacities may decrease below the rated nett values.

5 year warranty\*

\* Conditions apply. For complete warranty details please visit our website. [www.actronair.com.au](http://www.actronair.com.au)



**ActronAir<sup>®</sup>**

Australian for air conditioning<sup>™</sup>

[www.actronair.com.au](http://www.actronair.com.au)