

WA AUS METER AND DATA SYSTEMS

SCADA, BMS SYSTEM ENGINEERING AND DESIGN.



Presented Brent Stanaway.

GENERAL REQUIREMENTS

BENEFITS AND TECHNOLOGICAL REQUIREMENTS:



TRADITIONAL SCADA VERSUS MBUS VIEWER

TRADITIONAL SCADA

Typically constructed BMS system to control HVAC, Air Heat, Energy and Uses in Buildings.

Costs are expensive as buildings are designed from scratch and SCADA basic packages modelled to suit individual areas.

Doesn't necessarily incorporate all facets in the HVAC, Mechanical and Engineering sectors of a building being managed.

High cost's involved in future upgrades and design changes or remodelling.

Not usually able to incorporate newer technologies and emerging equipment such as remote access, tablets smartphones and other devices for convenience.

Requires huge amounts of time and money spent to keep the system operational. A team of engineers and technicians required for any changes or design issues.

MBUS VIEWER INTERNET

Allows users and management access to information depending on the levels of control implemented.

Allows for rapid expansion due to design parameters.

Can incorporate as much or as little utilities and services as necessary.


Is independently monitored and maintained by our team externally to the building itself for the most part.

Has the ability to engage lighting, security, HVAC, SCADA and all other elements from a intranet web based browser.


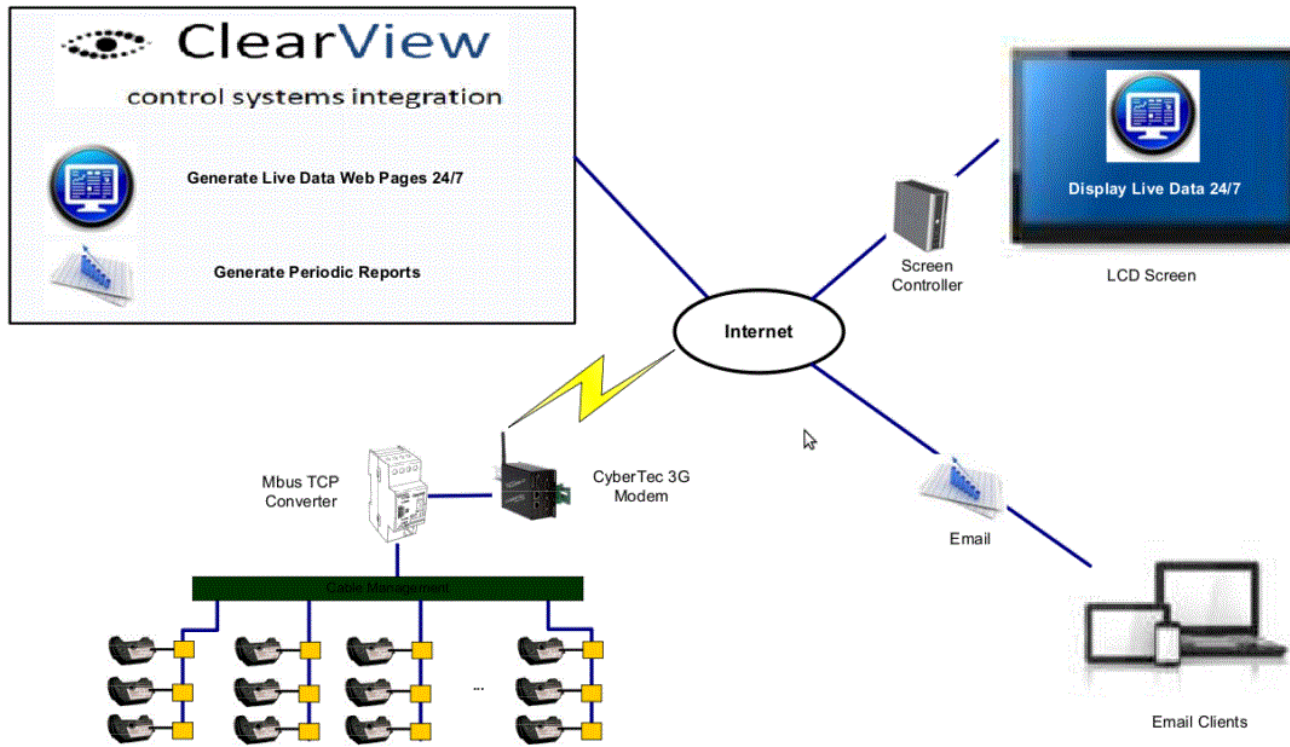
Is almost limitless in terms of expansion and user access and assignment.

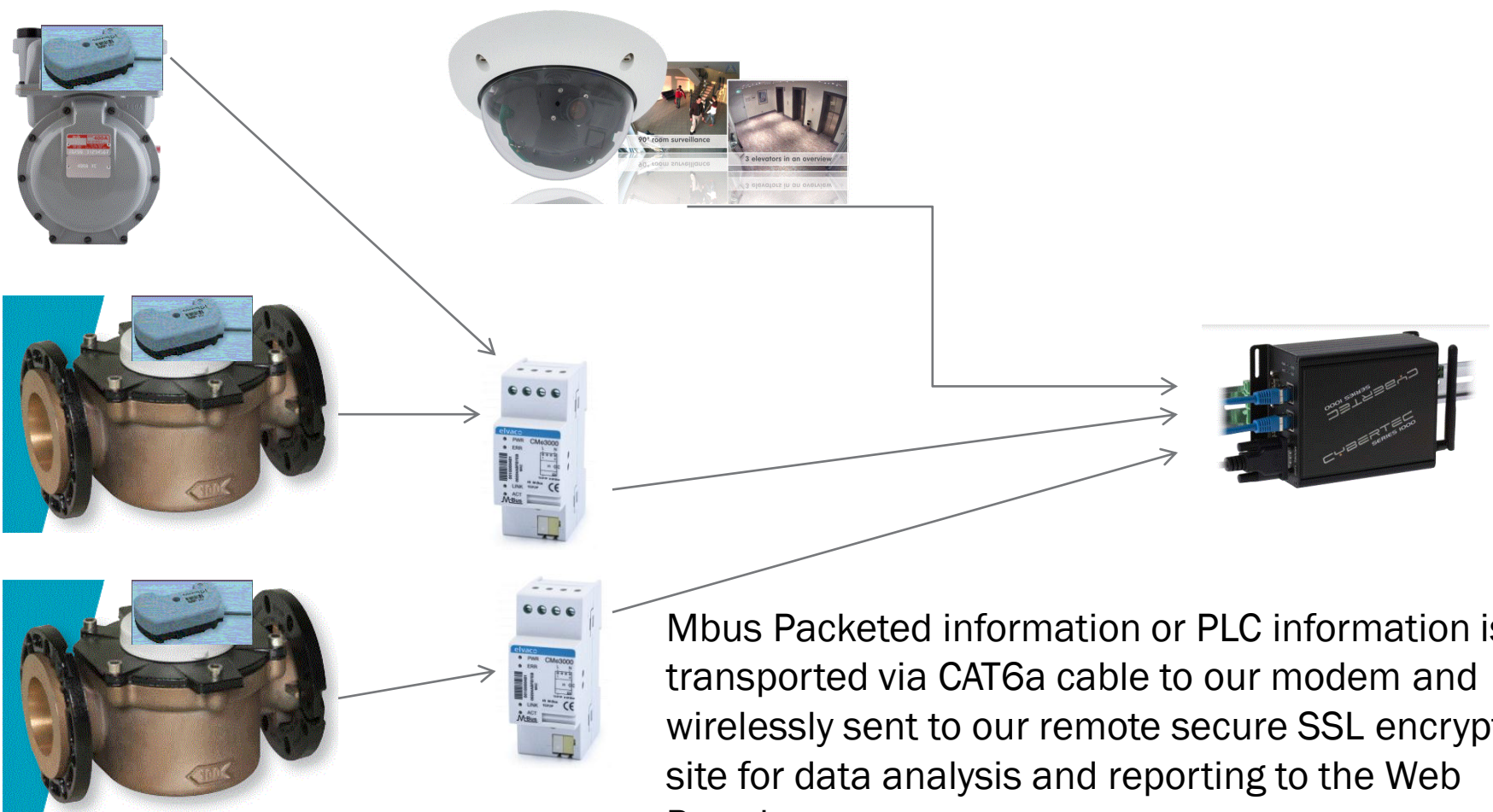
Can be easily installed to new and some existing buildings where a site wide LAN/ WAN Network exists.

Allows strata and onsite managers real-time user and service analysis. Trending, Reporting and Auditing are optional extras




MBUS VIEWER DESIGN MODEL





Mbus Packeted information or PLC information is transported via CAT6a cable to our modem and wirelessly sent to our remote secure SSL encrypted site for data analysis and reporting to the Web Portals.



DESIGN FEATURES AND BENEFITS

MBUS VIEWER APPROACH:



MBUS INFORMATION ARCHITECTURE

Supports 13 months chronologically synchronising and accumulating quantities, trends, leaks, flow pattern anomalies and audit trend data not currently able to be reported by pulse emitting reed contact systems currently in use.


Able to provide accurate, real-time data and usage curves based on long life MBUS Protocol transmission in high speed data exchange fields.

Allows for wide expansion and meshing with existing Itron field systems.

Uses patented CYBLE sensor technology to provide, seamless, accurate and tamper proof identification of meters and their associated MBUS protocol transmitters.

Can field information via fibre optic, CAT6a and other common place network arrangements.

Is able to be expanded and increases as the consumers need change for information and analysis reporting.



MBUS VIEWER V.M SOFTWARE


The use of our virtual machine software and intranet portals limit the amount of expensive, costly hardware and installation requirements in the field.

Our proven record in data acquisition and management ensures customers total security, hassle free information and on hand data trending to allow for leak and fraud detection in real-time.

Allows for wide expansion and meshing with existing Itron field systems.

Ensures that we are constantly improving, refining and expanding the features of this software suite. Its reassuring to know that your experts are locally and nationally based in Australia.

Available for consultation, design and project management in all aspects of this system to ensure seamless integration and migration to your existing data and accounting networks.



PARTNERED SUPPLIERS, DISTRIBUTORS AND MANUFACTURERS



CONTACT DETAILS:

WA Aus Meter and Data Systems:
P O Box 16 Karrinyup WA 6921
11 Dempster Road Karrinyup WA 6018
08 9447 1445
waausmeter_datasystems@bigpond.com

Brent Stanaway – Director