

General Door Hardware





CYL4® is a patented innovation that allows ASSA ABLOY window locks and patio bolts to be keyed to door locks that use the most common key type (C4), thus providing customers with the added convenience of having to use only one key around the home.

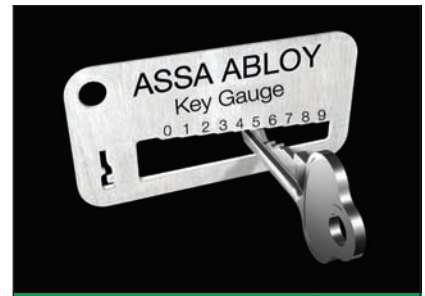
Most Australian door locks are operated by a C4 key. Traditional window locks are incompatible with a C4 key. Therefore homeowners are required to carry at least one key for their door locks, and a different key (or keys) for their window locks.

The introduction of ASSA ABLOY's unique CYL4® technology has revolutionised home locking security. Our CYL4® window lock and chainwinder ranges incorporate the patented CYL4® cylinder which is quickly and easily keyed alike to your customer's 5 pin C4 door key.


From this...




To this



The ASSA ABLOY Key Gauge, provided in the CYL4® Keying Kit, allows fast and accurate determination of the key code.



The patented CYL4® cylinder has been designed to retain its wafers when the key is removed. This makes re-keying the CYL4® cylinder quick and easy for retailers and locksmiths alike.



There are 10 CYL4® wafers numbered 0-9, that cover the 10 depths of a C4 key. Six wafers are arranged in pairs to match the first 3 cuts of the customer's key.



Using the CYL4® Keying Kit, you can re-key any ASSA ABLOY CYL4® window lock or patio bolt to the customer's C4 key in just a few minutes. EASY!

Contents

General Door Hardware



Description	Page
CYL4® Patio Bolt	1, 2
Flush Bolts	3
Safety Latch	4
Timber Door Hinges	5

General Door Hardware

CYL4® Patio Bolt

Application / Description

Premium high security CYL4® Patio Bolt with concealed fixing.

Features and Specifications

- CYL4® One Key Security - Can be matched to most door locks for one key convenience
- High security, robust construction, resists attack
- Solid zinc diecast metal body
- Concealed fixing for security and style
- Key to lock, key to unlock
- Strong 9.5mm steel bolt
- 49mm bolt extension
- Bolt engages without locking for safety
- Reversible bolt for left or right handed installation
- Stainless steel ferrule for timber applications
- Allows door to be bolted in closed or venting positions - (Sliding door applications)
- Flat steel keeper for use when bolt doesn't engage door frame
- Extended (78mm bolt extension) versions available
- Single and Twin Keyed Alike display packs available

Available in Display and Trade Packs.

Keying

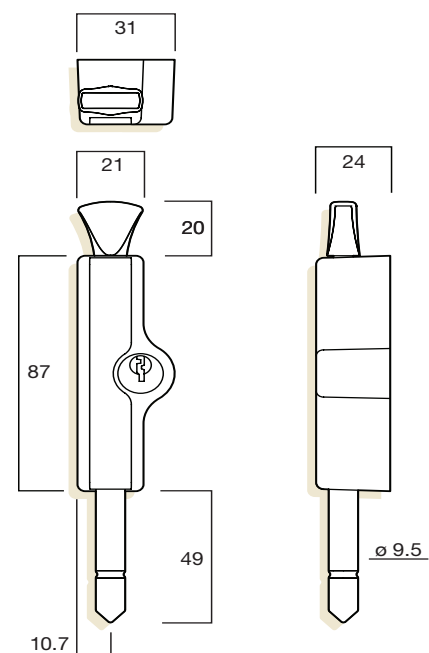
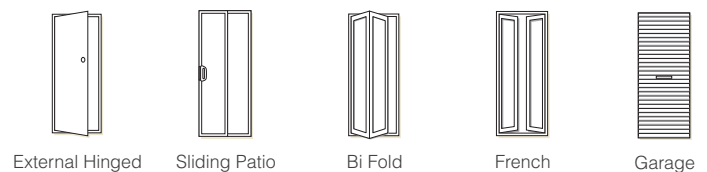
- CYL4® cylinder - Can be Keyed Alike to all door locks that use a 5 pin or 6 pin key with a C4 profile, and to CYL4® window locks.
- Or - 5 disc wafer cylinder - Can be Keyed
- Alike to other Whitco 5 disc products
- Two Whitco keys included

Non Standard Finishes

Other polyester powder coat finishes available on application.



Aluminium Timber



General Door Hardware

CYL4® Patio Bolt

Ordering

Display Pack - Includes 2x Stainless Steel Ferrules, 4mm Packer and Flat Keeper

Single Pack - CYL4 Cylinder W22061••

Twin Pack - Keyed Alike - CYL4 Cylinder W22068••

Trade Pack - Includes 2x Stainless Steel Ferrules, 4mm Packer and Flat Keeper

CYL4 Cylinder - Keyed Alike W22063••D5

5 Disc Wafer Cylinder - Keyed Alike W22063••D5

No Cylinder W22070••

CYL4 Cylinder with Extended Bolt - Keyed Alike W2206317C4

5 Disc Wafer Cylinder with Extended Bolt - Keyed Alike W2206317D5

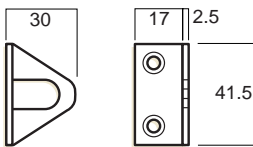
•• Denotes finish. See price list for available pack / finish combinations

Stainless Steel Ferrule	Stainless Steel	W2206501
Angle Keeper -	Zinc plated steel	W2206701
Flat Keeper -	Zinc plated steel	W2206901
4mm Packer - Use with 5 pin key		W22072••
-		
7mm Packer - Use with 6 pin key		W22073••
-		
Extended Bolt Only -	Silver	W2206611
	Mahogany	W2206612
	White	W2206616
	Black	W2206617

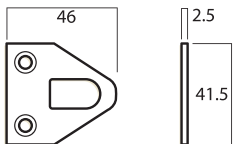
Polyester powder coat finishes

Silver	11
Mahogany	12
White	16
Black	17
Primrose	19
Doeskin	23

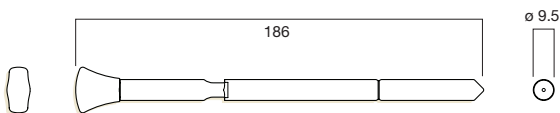
These finishes are an indicative representation, actual product finishes may vary.



W2206701



W2206901



W220066••

General Door Hardware

Flush Bolts

Application / Description

Zinc diecast steel insert flush bolts for aluminium application.

Features and Specifications

- Suitable for left or right hand closing doors
- Hardened steel insert bolt for increased security
- Concealed fixing and operation when edge mounted
- Easy to use slide operation
- Smooth action
- Made to Whitco specifications

Available in Trade Pack only.

Plated and polyester powder coat finishes

Bright Chrome	08
Satin Chrome	05
Black	17

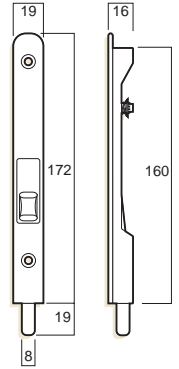
Non Standard Finishes

Other finishes are not available.

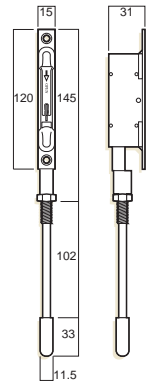
Ordering

Trade Pack

20 mm body width / 170 mm throw	W2027••
20 mm body width / 150 mm throw	W203817



W2027••




W203817


Aluminium



Sliding Patio



Bi Fold



French

General Door Hardware

Safety Latch

Application / Description

Polymer self-latching catch with external release mechanism for sliding door applications.

Features and Specifications

- Nylon polymer construction
- Automatic self-latching action
- External push-button release
- Complete with fixing screws
- Australian made

Available in Display Pack only.

Plated and polyester powder coat finishes

Black 17

Non Standard Finishes

Other finishes are not available.



Aluminium Timber



Security Screen



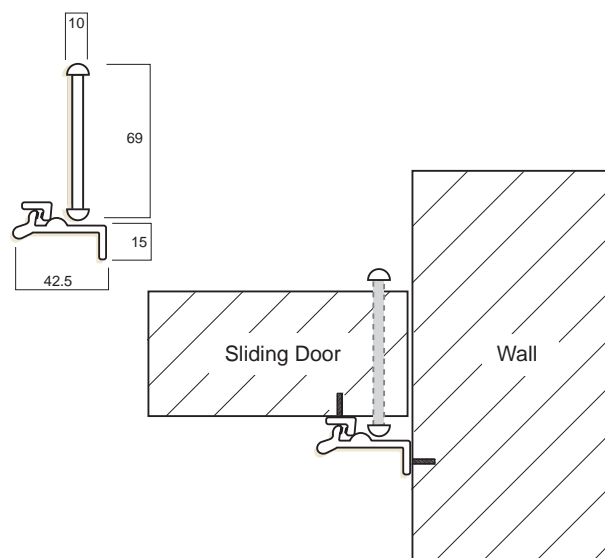
Flyscreen



Internal Sliding

Ordering

Display Pack W826017



General Door Hardware

Timber Door Hinges

Application / Description

Fast fix hair line steel timber door hinge.


Features and Specifications

- Popular size
- Suited to medium weight doors
- Steel fixed pin construction
- Made to Whitco specifications

Available in Trade Pack only.

Non Standard Finishes

Other finishes are not available.



Aluminium Timber



External Hinged



Internal Hinged

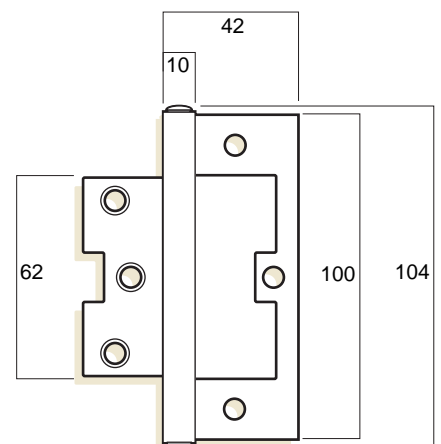


Cupboard

Ordering

Trade Pack

Zinc	W832301
Electroplated brass	W832306



Whitco®

Whitco protects millions of Australian homes and offers the largest range of security and hardware products for residential doors and windows in Australia. With our proud heritage, and by offering a wide variety of locks at affordable prices, Whitco has become one of Australia's most trusted brands.

The Whitco brand is an integral part of ASSA ABLOY Australia Pty Limited, the market leader in the lock and security products industry in Australia.

ASSA ABLOY

ASSA ABLOY is the global leader in door opening solutions, dedicated to satisfying end-user needs for security, safety and convenience.

ASSA ABLOY is represented in all major regions, in both mature and emerging markets, with leading positions in Australia, Europe and North America.

As the world's leading lock group, ASSA ABLOY offers a more complete product range of door opening solutions than any other company in the market.

Australia
1300 LOCK UP (1300 562 587)
whitco.com.au

New Zealand
Telephone +64 94157111
assaabloy.co.nz

ASSA ABLOY Australia Pty Ltd
235 Huntingdale Road
Oakleigh, Victoria, 3166
Australia

info.au@assaabloy.com
assaabloy.com.au

ASSA ABLOY New Zealand Ltd
6 Armstrong Road
Albany, North Shore City, 0632
New Zealand

info.nz@assaabloy.com
assaabloy.co.nz

An ASSA ABLOY Group brand

Disclaimer

Whilst every effort has been made to ensure that the information contained in this brochure is accurate at the time of publication, ASSA ABLOY Australia Pty Limited ("ASSA ABLOY") recommends that you consult ASSA ABLOY or its agents prior to placing an order to ascertain current information on specific products, as ASSA ABLOY reserves the right to make any changes without notice. ASSA ABLOY will not be liable for any injury, loss or damage whatsoever, arising from any errors or omissions in the information contained in the brochure or arising from the use or application of the information contained herein.