

RESEAL ROOF

Restorations

AUSTRALIA

WE MAKE SAD ROOFS HAPPY!

Specialists in Roof Coatings & Flexible Pointing



Head Office: 94 Learjet Drive Caboolture Qld 4510
07 5428 3350 Fax: 07 5428 3370
Email: resealroofrestorations@bigpond.com

Other Locations:
Gold Coast: 07 5428 1644
Northern NSW: 02 6684 3666

www.resealroofrestorations.com.au



RESEAL ROOF *Restorations*
Australia

Protect your
most valuable
asset.

Quality service, quality products. Guaranteed.

What we can do for you...

RESEAL ROOF *Restorations* Australia

Reseal Roof Restorations Australia have been in the business of professionally restoring tiled roofs, metal roofs, fibro roofs and terracotta roofs for over 20 years.

At Reseal Roof Restorations Australia, the name of our company says it ALL. We reseal roofs, we don't replace roofs, and we don't just repair them. We specialise in roof restoration, the word restoration encompasses what we do. With a long life expectancy, we make your roof look like new, and perform like new for many years.

At Reseal Roof Restorations Australia, we use only the highest quality of roof coating membrane, not just roof paint, like many of our competitors.

Our belief is the old saying "The proof is in the pudding" with roofs that we have completed over the past 20 years withstanding the test of time. We don't just look at the chemist data, we go back and inspect past work to ensure the products we use are proven and tested over time.

At Reseal Roof Restorations Australia, we do not pretend to be paint manufacture experts, and attempt to make and market our own product like many of our competitors. We believe our expertise lies in roof restoration, so we leave the product manufacturing to those that do it best.

At Reseal Roof Restorations Australia we know how important your roof restoration is, and ensure that our specialised restorers complete a quality job that will last the distance.

By the time your roof restoration has been completed, you will have received two warranties. The first from us, and the second from the roofing Membrane product manufacturer for a 10 year period.

At Reseal Roof Restorations Australia, we make sad roofs happy!

What products do we use?

Tile Primer

The tile primer we use here at Reseal Roof Restorations Australia is a water based primer. This primer is used on tiled and tin roofs that are up to 40 years of age. For houses over 40 years of age we use a fillabond coating that rebuilds the surface of the tiled roof.

The primer / sealer penetrates the tile or tin. This water based product, by Rohm Haas has adhesive qualities that are second to none. This primer sealer is designed to dry within 45 minutes once applied.

Rust Inhibitor

Rust inhibitor is used on iron roofs that are older than 40 years. Rust inhibitor will be coated over the entire roof area. This will seal and incorporate the rusting roofing sheet before the colour coats are applied.

Filler Coat

Filler coat is a primer sealer designed to fill the surface of older and more porous tiles. This can be used on both tiled and fibro roofs.

Filler coat primer sealer has been specially designed for roofs that have lost 80 - 100% of their original sealer coating.

Coloured Sealer Coating - Rohm Haas Resin

At Reseal Roof Restorations Australia, we take great pride in using only the best resin in our products. We use Rohm Haas. This product has been successfully tried and tested for years. With over 20 new exciting colours to choose from, the colour coats, once applied to your roof will really add street appeal.



We keep you informed

At Reseal Roof Restorations Australia, we know that your time is valuable. Instead of waiting around for unreliable tradesmen, we give you a courtesy call 24 hours before your roof restoration commences to let you know what time we will be starting the job.

STEP 1 The Cleaning Process

The initial roof preparation and cleaning is an important process that forms the foundation of your roof restoration. Our professional restorers ensure that this is carried out correctly.

On arrival, our tradesmen carry out a site inspection. At this time a gutter pump system will be set up in the curb to pump any dirty water from the roof cleaning back onto the garden or lawn. This ensures we comply with the environmental regulations and maintain the pride we take in respecting the environment. We will also disconnect any water tanks you may have to ensure that no dirty water enters the system. Unlike some companies, we do not glue any cracked or broken tiles. We don't believe in band aid methods. The glued tiles will fail over time, leaving you with a leaking roof that can lead to structural issues. We will replace any broken or cracked tiles and match the profile to your existing roof.

When the cleaning process has finished, we will flush your roof's gutter system to ensure they are also thoroughly cleaned.

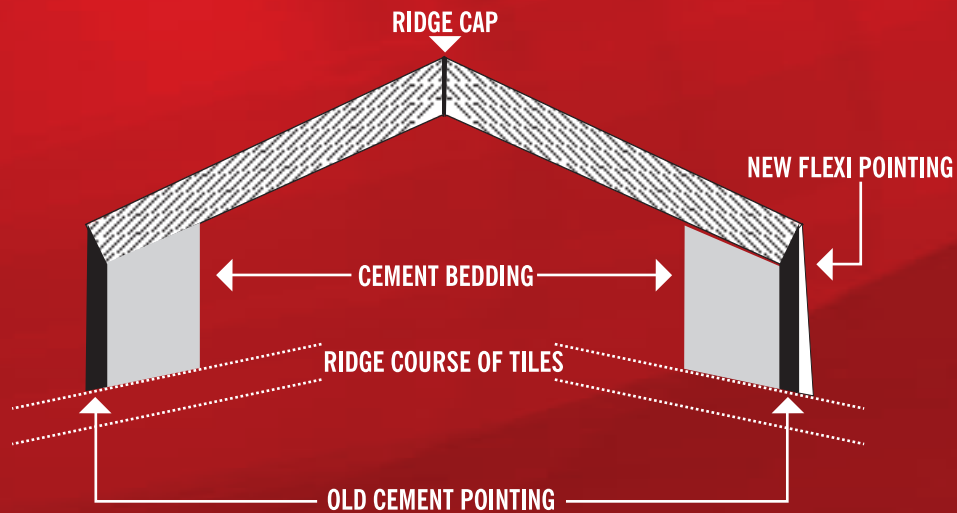


Cleaning of Roof Surface



STEP 2 Repointing of Ridge Caps

At Reseal Roof Restorations Australia, the ridge capping will be completely repointed using quality flexible pointing. Flexible pointing has been developed for over 20 years, and is second to none. A lot of companies will tell you that you have to remove all the ridge capping and bedding for the job to be done. In fact, this information is incorrect and is only useful in justifying a higher charge to you. At Reseal Roof Restorations Australia, we don't believe you should be charged more than you need to. We will rebed all the ridge caps that require it. Once the flexible pointing has been applied to all the ridge caps it will last for many years to come.



Repointing of ridge caps

STEP 3 Colour Coats

Once the cleaning and the repointing work is complete, we will apply the roof coatings. The first coat is a primer sealer coat. This product soaks into the tiles and rehardens the surface, enabling the top coats to work effectively. When the sealer primer has been applied to the roof, we will then apply the two top coat colour membranes. We take pride in our work, and it is during this process that you will see the most difference. Adding immense value to your biggest asset.





Application of colour coats



See the results for yourself!



See the results for yourself!



Thank you

We at Reseal Roof Restorations Australia would like to say thank you for giving us your time to present our products to you. With not one, but two guarantees and a proven record of quality workmanship, we hope this information will help you to protect your most valuable asset and increase the value of your home.

Fibro Roof? Why risk it when you can Reseal it!

Why restore it and not replace it?

Years ago, replacing an asbestos cement roof was a very easy process. Just like a roof replacement, you would simply remove the old asbestos sheeting and replace it with tin...

These days, it's not so simple!

Because of the involved process and huge cost in removing the fibro asbestos sheeting and disposing of it and the high cost of steel needed for a new tin roof, it is far more economical to reseal the roof for less than half the price!

At Reseal Roof Restorations Australia, we will send out one of our experienced estimators to explain the restoration process to you.

With over 20 new exciting colours to choose from, you can make your most valuable asset look and act like new. Why spend thousands of dollars more for a new tin roof, when we can achieve the same result for less than half the cost?

Our specialised 5 step process is entirely environmentally friendly.

STEP 1 Mould and Fungus Inhibitor

We apply a mould and fungus inhibitor which effectively treats biological growth, fungi and lichen. This product is free from heavy metals and phenolic compounds, and acts against future regrowth with its residual properties.

STEP 2 Securing the Roof

Our team will tighten all of the roof screws and seal them with an acrylic waterproofing membrane to ensure that your roof does not suffer from any leaks.

STEP 3 Fibro Sealing

We will spray a fibro sealer over the roof to bind and encapsulate the asbestos fibres. This extends the life of the roof, rejuvenates the roof surface, and significantly reduces the roof cavity temperature. The roof is then given a minimum of 12 hours to cure. This is also a water based and truly environmentally friendly product.

STEP 4 Roof Coating

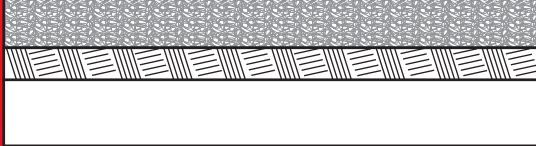
A filler bond coating membrane will be applied to build up the roof surface, to cover any divets and to ensure the surface is smooth.

Fibro Roof? Why risk it when you can Reseal it!

STEP 5 Colour Coats


Here at Reseal Roof Restorations Australia, we want your roof to look the best it can. That's why we don't scrimp on the process. We apply a minimum of 3 coats of coloured membrane to ensure your roof has a professional finish that will last for many years to come.

UNTREATED ASBESTOS ROOFING




- LICHEN
- LOOSE ASBESTOS FIBRES & AIR
- ASBESTOS BASE

TREATED AND SEALED ASBESTOS ROOFING



- ROOF COLOUR COATING
- ROOFING MEMBRANE SEALER
- ← MOULD & FUNGUS INHIBITOR
- ASBESTOS BASE



We guarantee the quality.

Our Guarantee

We hereby guarantee Flexible Pointing for a period of ten years from the date of production, against flaking, peeling or cracking if applied as per industry and manufacturer standards.

The guarantee includes:

- Replacement of product sufficient for the affected area.
- That all product is manufactured to industry guidelines as specified by the raw product suppliers unless otherwise specified by the customer.

Our Commitment

Our commitment is to provide superior products of the highest quality and consistency. We have drawn upon our twenty years of experience in the roof tiling industry to develop a Flexible Pointing that ensures superior ridge security, the flexibility to withstand thermal movement without cracking and an ease of trowel application.

We are consistently advancing our technology through the involvement of our chemists and continued field testing to ensure we are always offering a product that is the most advanced in today's market.

We're proud that core values such as priority service and a consistently high quality product remain the centre of our philosophy.

The quality speaks for itself...





07 5428 1618

FINKPINK

EDGE PROTECTION SAFETY RAILING SYSTEMS

Servicing Brisbane, Sunshine Coast, Gold Coast & Northern NSW



Fink Pink...

STAY SAFE!

Fink Pink Edge Protection Safety Rails

In Australia today, workplace health and safety are bringing in new laws and codes of practice to ensure the safety of all roof employees in the workplace.

Currently in New South Wales, work carried out on a building with a working height in excess of two metres **MUST BE HAND RAILED.**

In January 2012 Queensland will be undertaking the same laws as New South Wales. Any work carried out in Queensland after January 2012 must have a protection barrier to ensure the safety of all workers.

Can we help your business stay safer?

At Fink Pink Edge Protection, it is our promise to you to ensure a fast reliable service. The owner of Fink Pink has been in the roof restoration business for over twenty years and can offer you a system that compliments your company.

With most roof restoration rail systems, you end up with broken tiles before and after the job has been carried out, and there is also a chance that the customer's guttering will scratch.

At Fink Pink Edge Protection we ensure that our customers receive the best service and the best safety rail system.

- Our system is a free standing system that prevents gutter scratching.
- We have a self support system, so there are no poles on the ground to get in the way.
- No leakage - our system ensures complete waterproofing so nothing penetrates the roof.

Our courtesy call to customers 24 hours prior to installation ensures impeccable service and our twenty years of industry experience means your job is completed on time and safely, all backed by our guarantee.

Servicing Brisbane, Sunshine Coast, Gold Coast & Northern NSW





Our self - supporting system means there are no more poles on the ground to get in the way!



Quick installation and a courtesy call 24hrs before start time.



Our system prevents any gutter damage



No more cracked or broken tiles during installation or take down

Fink Pink...
STAYSAFE!



07 5428 1618

FINKPINK
EDGE PROTECTION SAFETY RAILING SYSTEMS

Time proven durability of our quality products - Rohm and Haas Acrylic

The Rohm and Haas company began as a partnership between Otto Rohm and Otto Haas in America in 1906 and has since transformed into a large Global chemical manufacturing business with operations in 27 countries. It is now a wholly owned subsidiary of The Dow Chemical Company.

Rohm and Haas manufactures acrylic resins at Geelong in Victoria as well as in many factories worldwide, and is recognised by the Paint industry as the benchmark and market leader in water based acrylic technology. Rohm and Haas acrylics were first used in house paints in 1953 and by the mid 1970's water based acrylic paints were accepted as superior in performance to traditional oil based paints which they have now almost exclusively replaced on the exterior of homes and buildings.

As a formulating Chemist in the paint industry I have relied upon Rohm and Haas acrylics for the performance demanded by the harsh and varied Australian environment and have exclusively used these resins in acrylic roof coatings. Because roof coatings are continually exposed to the sun and weather only the highest performing coatings have the necessary ultra violet and weather resistance to provide long term durability.

The Rohm and Haas acrylic used in roof coating is based on methyl methacrylate which is highly resistant to degradation by UV and solar radiation and is a major contributor to the outstanding performance of roof coatings based on these resins. Patented Rohm and Haas additives used in these acrylics promote optimum adhesion and durability and resistance to weathering.

Reseal roof coatings based on Rohm and Haas acrylics and incorporating proven lighfast pigments including iron and other oxides together with specific fungicides and algaecides ensures the finish maintains its integrity and is highly resistant to colour change and dirt collection ensuring long lasting protection and good looks.

R. Gilmour, Paint Chemist

Experience:

Over 40 years experience in the paint industry in research, paint formulation, quality control, and manufacture with a number of companies including Dulux, Walpamur, Crown, Bristol, and in my businesses Sunbond, and Qualtech Australia as technical consultant to a number of paint and texture manufacturers supplying the architectural, and building markets and in the productions of roof membrane coatings used on thousands of roofs throughout Australia.

www.resealroofrestorations.com.au

